

Internship at Star IT ltd: A real experience to gain knowledge as a web developer

by

Saima Sanjida Shila
19101527

An internship report submitted to the Department of Computer Science and
Engineering
in partial fulfillment of the requirements for the degree of
B.Sc. in Computer Science and Engineering

Department of Computer Science and Engineering
Brac University
September 2022

© 2022. Brac University
All rights reserved.

Declaration

It is hereby declared that

1. The thesis submitted is my/our own original work while completing degree at Brac University.
2. The thesis does not contain material previously published or written by a third party, except where this is appropriately cited through full and accurate referencing.
3. The thesis does not contain material which has been accepted, or submitted, for any other degree or diploma at a university or other institution.
4. We have acknowledged all main sources of help.

Student's Full Name & Signature:



Saima Sanjida Shila

19101527

Approval


The thesis/project titled “Internship at Star IT ltd: A real experience to gain knowledge as a web developer” submitted by

1. Saima Sanjida Shila (19101527)

Of Summer, 2022 has been accepted as satisfactory in partial fulfillment of the requirement for the degree of B.Sc. in Computer Science on September 22, 2022.

Examining Committee:

Supervisor:
(Member)



Ms. Nadia Rubaiyat

Lecturer
Department of Computer Science and Engineering
Brac University

Program Coordinator:
(Member)

Md. Golam Rabiul Alam

Professor
Department of Computer Science and Engineering
Brac University

Head of Department:
(Chair)

Sadia Hamid Kazi

Chairperson and Associate Professor
Department of Computer Science and Engineering
Brac University

Abstract

Web developing has become now a growing sector of IT sectors all over the world. Web developing and maintaining that websites is both inevitable. Now-a-days, all growing companies needs their own websites and they rely on IT farms like Star IT ltd for that purpose. Star IT ltd is an IT farm which basically focuses on developing websites like Bengal Fish, Ride Ox and mobile application development for both android and iOS like Boi Bichitra. They have small teams for websites (Laravel team, WordPress team and maintenance team) and app developers assigned me in WordPress team. Creating website using WordPress, hosting's, domains maintenance for the companies is the functionalities I was assigned to do there.

Keywords: Web Development; Wordpress

Acknowledgement

Firstly, all praise to the Great Allah for whom our thesis have been completed without any major interruption.

Secondly, to our supervisor Ms.Nadia Rubaiyat mam for her kind support and advice in my work. She helped me whenever I needed help.

Thirdly, Dr. Md. Golam Rabiul Alam sir guided me on the whole time during the internship period.

And finally to my parents without their throughout support it may not be possible. With their kind support and prayer I am now on the verge of our graduation.

Table of Contents

| | |
|--|------------|
| Declaration | i |
| Approval | ii |
| Abstract | iii |
| Acknowledgment | iii |
| Table of Contents | iv |
| List of Figures | vii |
| 1 Introduction | 1 |
| 1.1 About Internship | 1 |
| 1.2 About this Report | 1 |
| 1.3 Objective | 2 |
| 1.3.1 Aim | 2 |
| 1.3.2 Specific Goals | 2 |
| 1.4 Methodology | 2 |
| 1.4.1 Primary Data | 2 |
| 1.4.2 Secondary Data | 2 |
| 2 Company Profile | 3 |
| 2.1 Overview | 3 |
| 2.2 Vision and Mission | 3 |
| 2.3 How Does Star IT Limited Work | 3 |
| 2.3.1 Board of Director | 3 |
| 2.3.2 Project Management | 4 |
| 2.3.3 Web Team | 4 |
| 2.3.4 Marketing Team | 4 |
| 2.4 What Star IT Limited Do | 4 |
| 2.4.1 Website Design and Development | 4 |
| 2.4.2 Software Development | 5 |
| 2.4.3 Digital Marketing | 5 |
| 2.5 Recruitment Process | 6 |
| 2.6 Technology and Framework | 6 |
| 2.7 Projects | 6 |

| | | |
|----------|--|-----------|
| 3 | Training Phase | 7 |
| 3.1 | Overview | 7 |
| 3.2 | Getting Familiar with the Scenario | 7 |
| 3.2.1 | Getting to know WordPress | 8 |
| 3.2.2 | Learning HTML and CSS codes | 8 |
| 3.3 | Tutorials and Assistance | 9 |
| 3.4 | Communication and Meetings | 9 |
| 3.5 | Work Environment | 9 |
| 4 | Process of Building Website | 10 |
| 4.1 | How It Started | 10 |
| 4.2 | Development Process | 10 |
| 4.2.1 | Discover | 10 |
| 4.2.2 | Design | 11 |
| 4.2.3 | Build | 11 |
| 4.2.4 | Deliver | 11 |
| 5 | Building a WordPress Website | 12 |
| 5.1 | Setting up phpMyAdmin XAMPP | 12 |
| 5.2 | Website Architecture | 13 |
| 5.3 | Build from Scratch | 14 |
| 6 | Making Metro Solution Limited’s Website | 15 |
| 6.1 | Metro Solution Limited | 15 |
| 6.2 | Gathering all Informations | 16 |
| 6.3 | Using Elementor Pro | 16 |
| 6.4 | Making Different Pages | 17 |
| 7 | Arranging Star IT’s Website | 18 |
| 7.1 | Categorize | 18 |
| 7.2 | Adding New Functions | 18 |
| 7.2.1 | Adding Customer Support | 18 |
| 7.2.2 | Forming POS Software Page | 19 |
| 7.2.3 | Adding Features in Footer | 20 |
| 7.2.4 | Adding Details on TAX Management Page | 20 |
| 7.2.5 | Highlighting Mobile App development Page | 21 |
| 7.2.6 | Labeling Menu and Submenu | 21 |
| 7.3 | New Section with Company Details | 22 |
| 7.4 | Representing Star IT’s Projects | 22 |
| 7.5 | Use Case Diagram of Star IT Limited | 23 |
| 8 | Growth | 24 |
| 8.1 | Professional Growth | 24 |
| 8.1.1 | Office Environment | 24 |
| 8.1.2 | Time Management | 24 |
| 8.1.3 | Team Work | 24 |
| 8.2 | Interpersonal Growth | 24 |
| 8.2.1 | Questioning | 24 |
| 8.2.2 | Logical Argument | 24 |

| | |
|---------------------|-----------|
| 9 Conclusion | 25 |
| Bibliography | 26 |

List of Figures

| | | |
|-----|---|----|
| 3.1 | WordPress Dashboard | 8 |
| 3.2 | w3school's Website | 9 |
| 5.1 | XAMPP | 12 |
| 5.2 | phpMyAdmin | 12 |
| 5.3 | Template of Website Architecture | 13 |
| 6.1 | Metro Solution Limited's webpage | 15 |
| 6.2 | Content Collection Steps | 16 |
| 6.3 | Elementor pro | 17 |
| 6.4 | Manage Service Page | 17 |
| 7.1 | Customer Support of Star IT | 19 |
| 7.2 | POS Software Page of Star IT | 19 |
| 7.3 | Changes in Footer | 20 |
| 7.4 | TAX Management Page of Star IT | 20 |
| 7.5 | Mobile App Development of Star IT | 21 |
| 7.6 | Sliding Pages in Submenu | 21 |
| 7.7 | Menu "The Company" | 22 |
| 7.8 | Company Projects | 23 |
| 7.9 | Use Case Diagram of Star IT | 23 |

Chapter 1

Introduction

1.1 About Internship

An internship helps a student in various ways such as experiencing workplace environment, developing leadership skills, working in a group project, putting your ideas in front of people etc. As an undergrad student, we learn all the academic stuffs throughout four years of our major. We don't really know how and where to put all academic lessons that we have learned over the years. Internship provides us the knowledge of working and learning skills in a work environment under people who have better skilled and lots of experience in that area.

Experiencing the environment of a workplace is more important for a fresh graduate, internship provides that facility to know an office environment even before graduation. How to cope up with colleagues, how to communicate with boss and putting your ideas on the table without disrespecting anyone's ideas.

Being competitive is also a vital key point for interns. showing your thoughts on a particular topic and defending that with valid logical points can gain an intern more skilled and competitive which is good in an office environment.

Moreover, a graduation student does not know many skills and sometimes, they don't know how to, where to put their skills, they have gained. An internship can help an undergrad student to know his abilities and to know where he is expertise in. An internship helps to gain skillful knowledge, implementing those skills, identifying real life problems, and finding an optimal solution to minimize that problem.

1.2 About this Report

To complete my bachelor's degree in Computer Science and Engineering from Brac University, I choose internship over experimental thesis writing as I wanted to gain proper knowledge of a working space and skills in my major. I got an offer from Star IT Limited for an internship as I applied with my CV for this position. This report is basically focused on the experiences and skills I have gained from Star IT.

1.3 Objective

This report aims to provide its readers with the following details:

1.3.1 Aim

The aim is to gain experience of a workplace and learn new skills as a web developer.

1.3.2 Specific Goals

The specific goals for this report:

- To represent Star IT Company's outline.
- Elaborating the workplace environment.
- Portraying how Star IT serves to its customers.
- Describing what Star IT does.
- Explaining the skills and knowledge I have learnt.
- Presenting the work and projects have I assigned to me.

1.4 Methodology

The working experience and skills, knowledge that I have learnt from Star IT Limited will be briefly explained in this report.

The details and facts I have added in this report is mainly from my personal experience. Some information has been taken from Star IT's website and some related websites.

Most data have been collected from the following:

1.4.1 Primary Data

- My real/hands-on experience from work
- Discussions and lessons taken from colleagues and team leaders
- Seminars and team meetings

1.4.2 Secondary Data

- Star IT Limited's official website.
- Internet (Related Websites)

Chapter 2

Company Profile

2.1 Overview

Star IT Limited is a software-based IT farm. They generally focus on building websites, software's etc. Their enterprise consists of well experienced employees. Star IT has been in the IT industry for more than 8 years. At Star IT, they leverage their skills and innovatively in creating a diverse software solution for their precious clients. Star IT offers technical expertise along with seamless customer service. Star IT ltd is an IT farm which basically focuses on developing websites like Bengal Fish, Ride Ox and mobile application development for both android and iOS like Boi Bichitra. They have small teams for websites (Laravel team, WordPress team and maintenance team) and app developers assigned me in WordPress team.

2.2 Vision and Mission

For over 8 years, Star IT's vision has been to become the number one IT farm in Bangladesh who provides top quality service to its customers. Their mission is to give top notch service to the customers as customers has been their main priority for all these years.

2.3 How Does Star IT Limited Work

To fulfill Star IT's aim, they had to build a proper team to bring out best quality services for their customers. They managed that by dividing into teams of well experienced people who is best at their job.

2.3.1 Board of Director

Star IT Limited has a board of director consists of Chairperson, CEO, Founder and Director. They arrange a meeting with the team members once a month to ensure and look through all projects and explanations from the team members how the work is going.

2.3.2 Project Management

Star IT enterprise consist of a ‘Project Manager’ and a ‘Account HR’. Project Manager who manages all the customers and tasks handled by the team members. Customer who wants to build their websites mainly seats with the project manager who handles all the specifications of their customers. He also manages the technical team who does the main work but handling the afterwork and giving the output to the customers is done by the project manager. He looks through all the projects and sees if all specifications/conditions have been completed or not. Handling all the money related and employing people is the work done by HR.

2.3.3 Web Team

Star IT has a well experienced Laravel team consists of Software Engineers who mainly handles all the work related to Web and IT. They build the websites from scratch. They also meet the customers to know all the requirements and conditions to provide the best service.

2.3.4 Marketing Team

The marketing team controls all the work related to marketing and branding their IT farm. Advertising, branding, tele-marketing, Graphics Designing is handled by the marketing team.

2.4 What Star IT Limited Do

Nowadays, everything is turning into digital form as people prefer modern technologies more than offline based old technologies. Star IT build websites, software applications, Search Engine Optimization. As Star IT is a web studio, it focuses more on building different types of websites for their customers.

Star It emphasizes the right keyword for the marketplace which is Search Engine Optimization. They mix up outstandingly designed interfaces with trusted code for Web Design and Development. Building a web application from scratch for automation, business need solutions. Considering all the requirements of the customers, Star IT concentrates on building mobile applications for both android and IOS.

2.4.1 Website Design and Development

In recent days, websites work as a portfolio for a business, more like a window where customers or guests can have proper idea about a business or a person. nowadays, people prefer online shopping over going into shopping mall to buy things and for that reason, there’s various type of websites serving people as their needs. Also, people made their personal website as their CV or portfolio of their work. Star IT builds all types of websites as customers wants maintaining their level.

Star IT builds these following websites for their customers:

- Corporate Website Development
- E-Commerce Website Development
- Classified Website Development
- Social Media Website Development
- Business Website Development
- Best Courier Management Website Development

2.4.2 Software Development

Building a software for any type of businesses to get to the customers easily has made that business classy and trendy. Star IT builds software for all type of business according to the customers' requirements.

Star IT builds this following type of software:

- School Management Software
- POS Software in Bangladesh
- Inventory Management Software
- Hospital Management Software
- Tax Management Software
- Account Management Software

2.4.3 Digital Marketing

Managing, branding, advertising is also handled by Star IT Limited as they provide their customers services of digital marketing.

Star IT provides these services:

- Branding
- SEO
- Call Center Support
- Digital Marketing
- Offline Marketing

2.5 Recruitment Process

The HR mainly hires new people based on their skills. The web team sees through new candidates who has applied as software engineer knowledge on projects, experiences on real time problems and their problem-solving skills and hires the best candidate suitable for that position.

2.6 Technology and Framework

The following software, tools and frameworks are used in the development process of Star IT Limited:

- Mobile Framework
(Swift, React, ionic-1, Flutter-1, Apple, Android)
- Front End
(Html, React, Vue)
- Database
(MySQL, Mongo dB, Firebase, DynamoDB)
- Back End
(Python, PHP, Nodejs, Net, Java)
- CMS
(WordPress, Shopify, Magento, Joomla, Drupal)

2.7 Projects

For over 8 years, Star IT has been doing incredible work in terms of building software, website, mobile application etc. they have built websites for many renowned companies such as Boi Bichitra, Bengal Fish, bBazar.com.bd, Priyohon, Digital Pathshala, Taxman Technology Ltd and more.

Chapter 3

Training Phase

3.1 Overview

Nowadays, there are a lot of It farm in Bangladesh which provides great services to its customers. So, the demand of a software engineer is high in this situation. Applying theoretical knowledge in practical situation for a recent graduate is quite tough. In my academic studies, I have been a good student but implementing that theoretical knowledge into real life problems and finding an optimal solution for those problems have been a tough job for me. For that reason, I went for internship rather doing my thesis research.

At first, I was nervous meeting new people but excited at the same time as I will learn new things. Learning new tactics related to web design and development, web application development, mobile application development was exciting. I came to know so many new frameworks for web design and development. I mainly worked as a WordPress Developer at Star IT Limited. Getting to know how a website is build from scratch, how to simplify the development process, knowing where to use our coding knowledge in real life and getting the desired output is what I learned at Star IT.

3.2 Getting Familiar with the Scenario

Every IT farm of Bangladesh has their different frameworks and scenarios. Star IT uses different frameworks and other IT farm may use the same or other, it's based on each sector they are focusing on. Star IT focuses on building websites, software, SEO etc. My supervisor told me to learn about WordPress and asked me to go through Html and CSS codes.

3.2.1 Getting to know WordPress

For building a free and open-source management system, WordPress is best framework. The system is already written in PHP and connected with a MySQL or MariaDB database. All the features, plugins, themes, templates are already included in WordPress so that building a website is easy and simple. There are sample website templates shown for references to build a website using that exact template.[3]

For every website we build, we need to connect with a hosting and by using C Panel, we can get that domain at cheap rate for our websites. Every website needs its different username and password to connect with WordPress which can be collected from C Panel.[2]

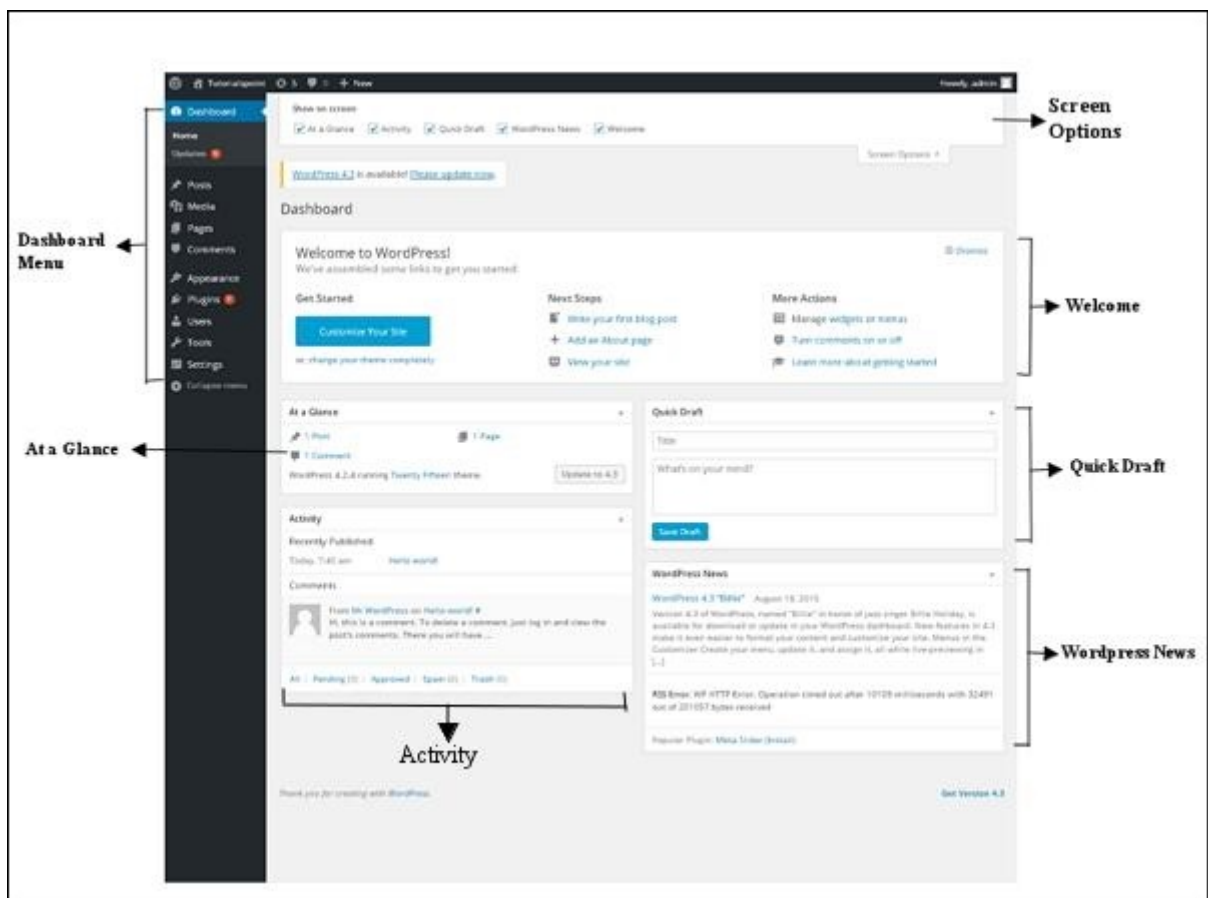


Figure 3.1: WordPress Dashboard

3.2.2 Learning HTML and CSS codes

I have already known basic HTML and CSS codes in CSE471 while building a normal website but learning HTML and CSS codes in deep to build a dynamic website was different. My supervisor instructed me to learn all the HTML and CSS codes from W3School's website. There was all the code shown with examples in that website. I learned all the HTML and CSS code and practiced them in w3school's

website. Also, there was video tutorials for HTML and CSS and from that I learned where to use what and the small details also. There was sample of HTML heading, HTML formatting, HTML colors, HTML links and so on.[2]

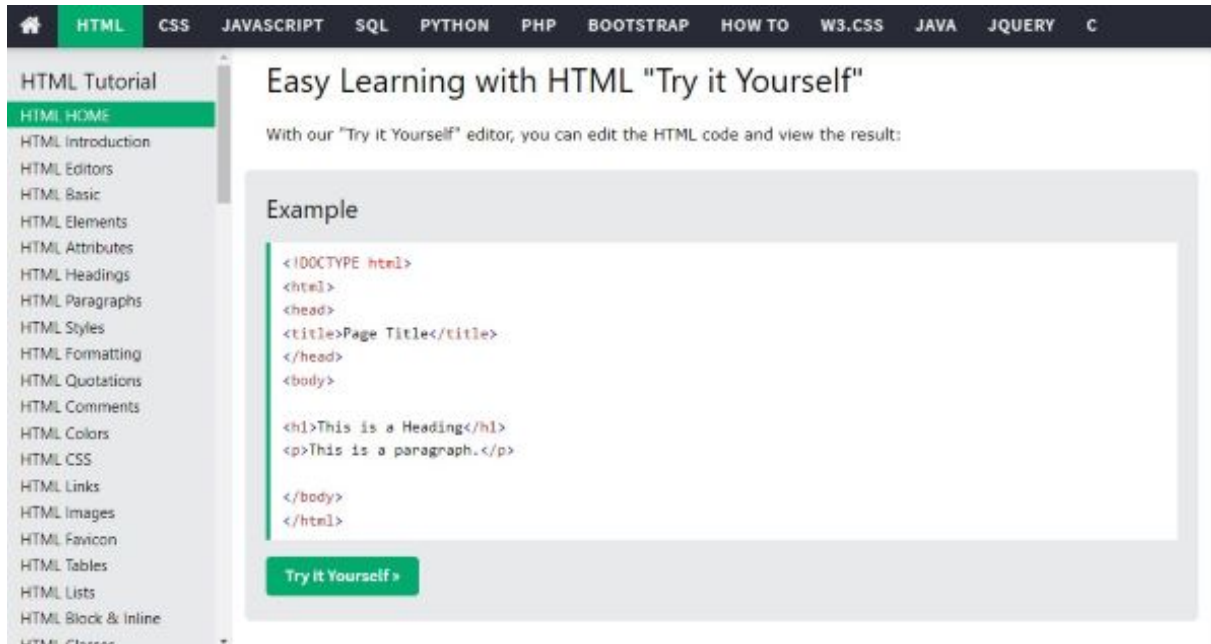


Figure 3.2: w3school's Website

3.3 Tutorials and Assistance

My supervisor at Star IT Limited always assisted me whenever I faced any problem. He solved all my questions regarding any situational problems also.

3.4 Communication and Meetings

Communicating at Star IT was easy and simple as all the people working there was friendly and made me feel welcomed among them on the very first day. I usually seat with the web team as my table was near them but in the lunch time, everyone used to gather for some tea break.

Whenever, there is a meeting, the employee who will join the meeting, will get an email a day earlier so that they can prepare and get done with all the work before the meeting.

3.5 Work Environment

The work environment was very friendly and calm as everyone is busy completing their work. When the workload is high, environment gets little chaotic as everyone is under pressure.

Chapter 4

Process of Building Website

4.1 How It Started

Building a website can be challenging for a beginner. To build a website, we need to have a lot of things in our mind before designing it. My supervisor helped me throughout the process of building a general website for just my learning purpose.

We have to keep in mind how to start and all the requirements beforehand so that we don't stuck in between. After knowing about WordPress and all the codes of HTML and CSS, I needed to implement all the knowledge in building a general website.

4.2 Development Process

The development process before building a dynamic website is necessary as it helps us to create a professional website for customers. By dividing all the work into small task and sequencing them one after another can improve quality of a website.

Every website has its own type based on how the customer wants it to be. Writing on a note the small tasks and labeling it one by one can make web developer's job a lot easier to process.

Also, by distributing the tasks between the web team based on the expertise can help us return a first-class website with a lot of unique qualities.

4.2.1 Discover

Exploring can be the first step of building an outstanding website. As customer is main priority, we always must keep in mind all the conditions and requirements made by the customer at first. Gathering all the information related to the website and researching all the upcoming trends that will make our website more focused is the second step of discovering.

- Collect related information
- Following the upcoming trend

4.2.2 Design

Designing or creating a blueprint of our website on note can make the development process a lot easier. Creating unique yet simplified website can grab customers attention as a beginner can also use the facilities of the website that can make the website more fruitful.

- Unique and easy for end users
- Simplified approach

4.2.3 Build

Modern technologies have been evolving every day. People want new technologies used in websites. Getting familiar with new updated technologies and using them in website can be tough. For that reason, Star IT's web team always stay alert when there's a new updated version and where they can use it for the betterment of building a good website.

- Flexible and scalable website
- Having iterative approach

4.2.4 Deliver

Having an iterative approach in our website and in the delivering process is both important. How we deliver the website, is the customer satisfied with the output and does the customer need any kind of alteration is always preferable for web developer as benefiting the customer should be our first approach.

- Preferring customers choice over everything
- Having iterative approach

Chapter 5

Building a WordPress Website

5.1 Setting up phpMyAdmin XAMPP

To build a website, one must get too familiar with phpMyAdmin and XAMPP as they are much needed in first step. We need phpMyAdmin for hosting the website. The website will be visible to us with the help of phpMyAdmin which creates the database and hosts it on Localhost. To manage MySQL database, phpMyAdmin is the most flexible and used application. Handling the administration over web is the main purpose of this app. XAMPP is an open-source platform use for developing web packages by Apache. To build a WordPress website, XAMPP/WAMPP server is compulsory to host the website locally in offline while building details and information.[6]



Figure 5.1: XAMPP



Figure 5.2: phpMyAdmin

5.2 Website Architecture

Structuring is important to know what we want to know and what our client want us to do in terms of building a good website. Designing the blueprint at first, then building the website will also save a lot of time. For a website, what our client wants is important than what we want. We can show samples of websites to clients for reference of our work.[1]

There are a lot of themes, plugins, and page samples in WordPress. When we are in doubt, we can just go through them for clear references which will obviously make our structuring method a lot easier and more efficient. To structure properly, we need to collect all key word, key list of our website's content to get a clear picture. Secondly, categorizing all the pages of the website and put them in paper or somewhere to keep the idea and when needed, we can apply everything all together nicely. We need to create section, subsection, header, footer details in paper for specification of the website. Header with logo, footer with address and phone number, these are the common details we need to know how we are going to design it. So, the website will look eye catchy yet classy to the audience. The sidebar information is also important. The colors we are going to use on the website is important for the audience to grab attention yet not too colorful.

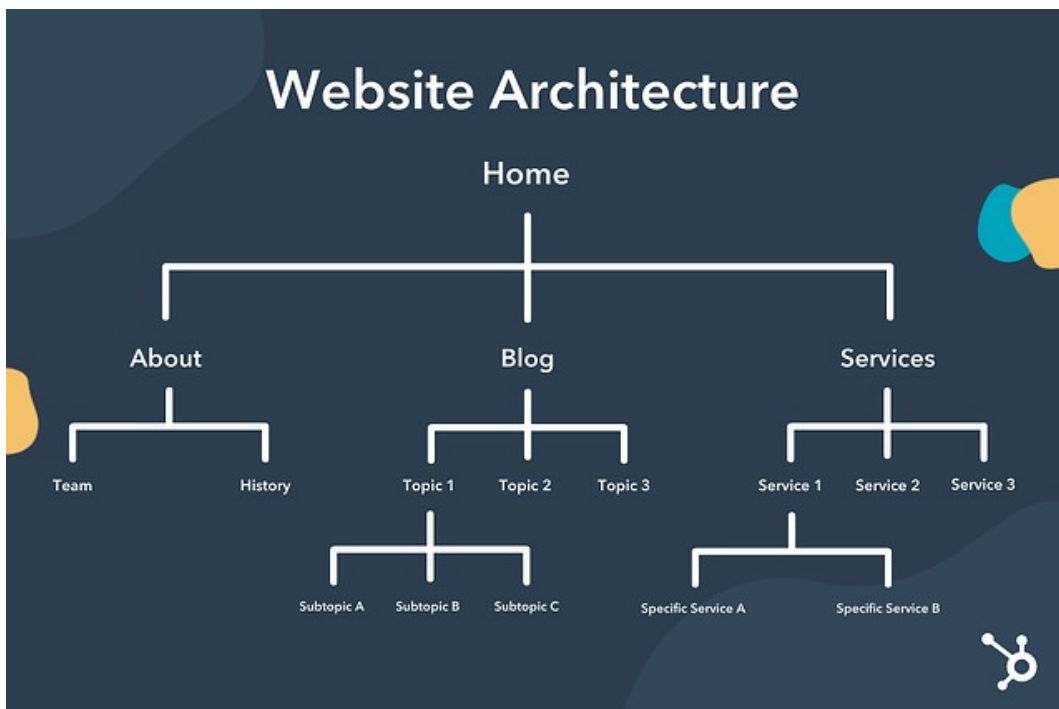


Figure 5.3: Template of Website Architecture

5.3 Build from Scratch

There are few steps of framing a website all together perfectly.

- In XAMPP, we have to run Apache and MySQL.
- In computers, XAMPP/htdocs, create a folder.
- Copy all WordPress files into that XAMPP/htdocs folder that we created.
- In Localhost/phpMyAdmin, create database.
- To search and view our website, we have to search by “localhost/database name/wp-admin”.
- Then, in WordPress, we have to login using username and password.
- If we want to change our password or anything, we can do that with php-MyAdmin application.
- After logging into WordPress, we have to install some themes, plugins and demos to structure the website.
- StarIT provided me the Elementor-pro where we can have variety of themes and can customize the pages how we want.
- By clicking edit with Elementor pro, we can edit and customize our website from the installed themes.
- To edit the header, there’s multiple options provided. We can give our content in the Elementor header side properly.
- There’s sidebar, home content designs, footer and many more options which are interesting.
- We can get slides in the homepage if we want. Adding text in slides and dragging the slides from left to right and right to left is also in WordPress.
- We can add background images and add content on that which always comes very eye catchy to audience.
- Different types of footer, we can build from WordPress websites.

Chapter 6

Making Metro Solution Limited's Website

6.1 Metro Solution Limited

StarIT gave me the opportunity to build a real website for their customer which was very encouraging for me as a new intern. I got to sit with the customer with my supervisor where customer explained how they want their website to be, what details and designs they want and what type of audience they want to attract. My supervisor helped me a lot with it. He was always open for new ideas from me and encouraging my little creativities on the website. He asked me to put all the detailed blueprint at first in paper with pen. We showed our every step to the customer for their approval as they were little confused at first with their ideas.

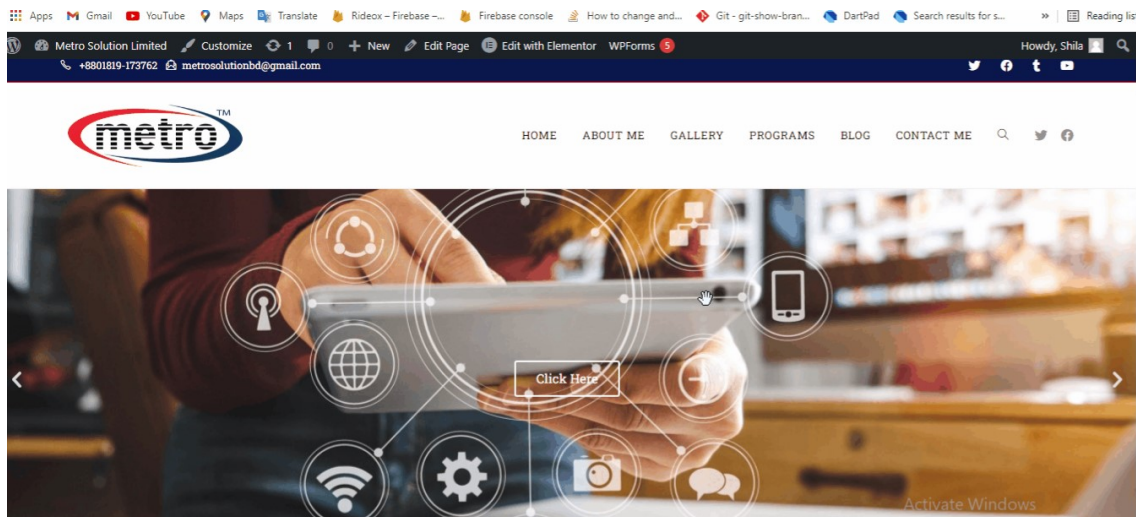


Figure 6.1: Metro Solution Limited's webpage

6.2 Gathering all Informations

Collecting proper information of their work is quite tough as our customer did not give enough information and content to put on their website. For that, we had to seat with them multiple times to ensure all the data more accurately. We questioned them about basically everything of their work to get clear picture of the website. If some customer does not know what they want, we have to do this in proper steps. First, we must specify all primary and secondary data's and according to that, we have to classify our content on the webpage so that our customer is happy with the outcome.

Observation can also be one way of gathering ideas/data. Observing their work more closely can help a web developer get proper idea of customers work.

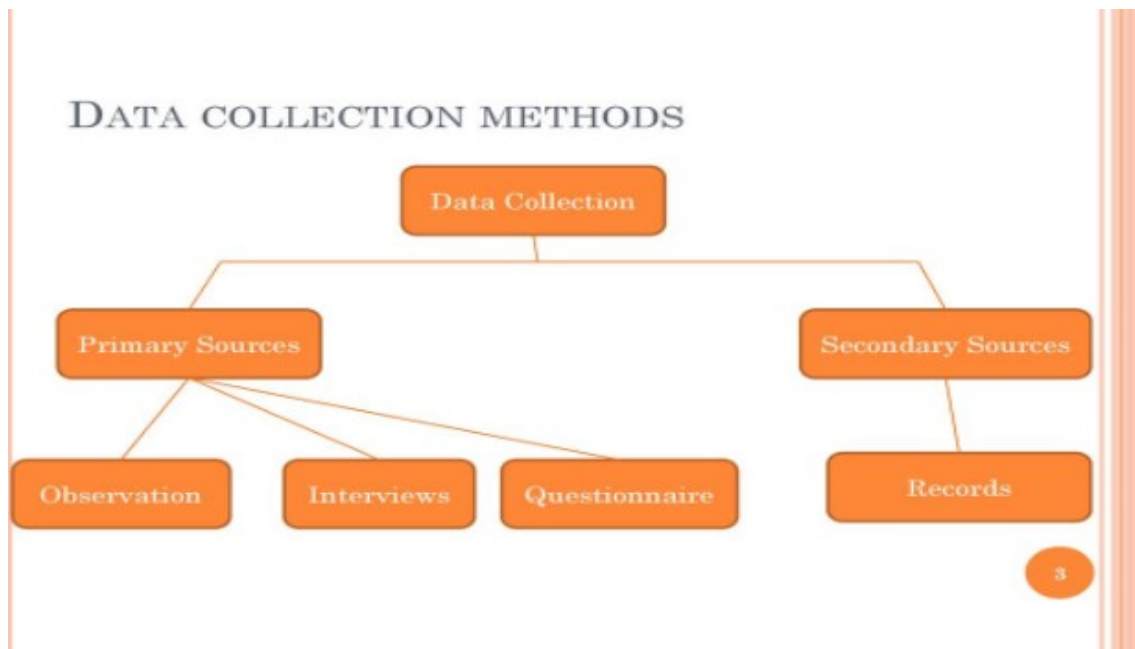


Figure 6.2: Content Collection Steps

6.3 Using Elementor Pro

Elementor pro is a premium feature in WordPress. There are a lot of themes available in Elementor pro to create a dimensional website for a high-class business. There's a lots of reference website given with it for user benefit. We can customize Header, sidebars, multiple pages, footer with features like slide shows, zoom in/out, dragging, pop etc. which makes our website more attention grabbing to the audience.

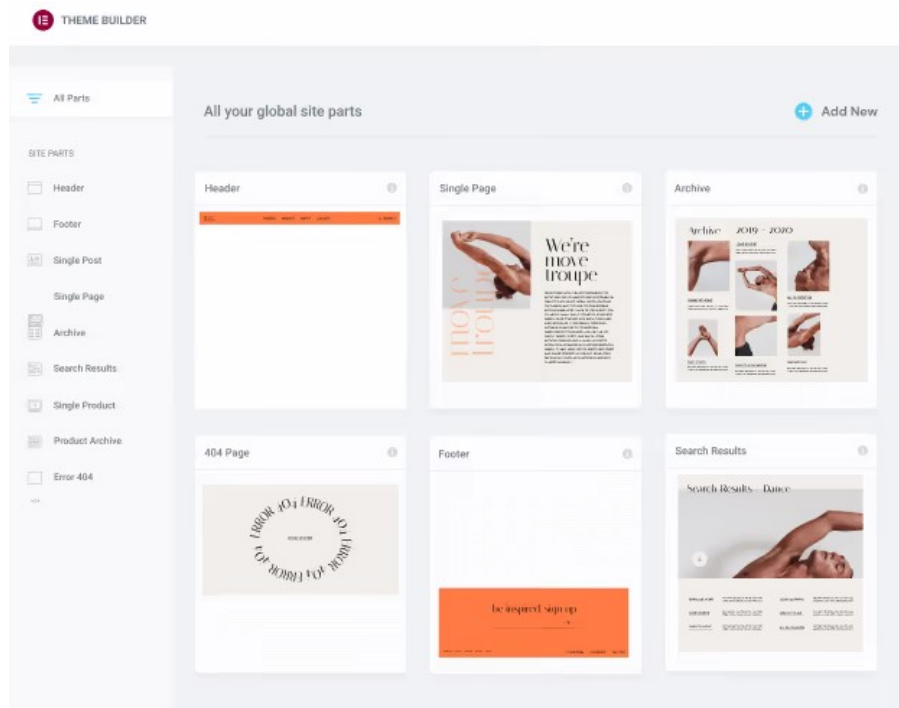


Figure 6.3: Elementor pro

6.4 Making Different Pages

Every business has its different sectors. Like that, one website can have different pages portraying the business accurately. Metro solution limited has their manage service page which they wanted with full details of their business. I created a new page named manage service in WordPress and edited it with Elementor pro. This page has more details, so I added little slide shows to make it little fun for the audience. So, all the details do not bore the audience and make the read enjoyable. We can add multiple pages with different ideas for a business with WordPress which will specify the business properly.

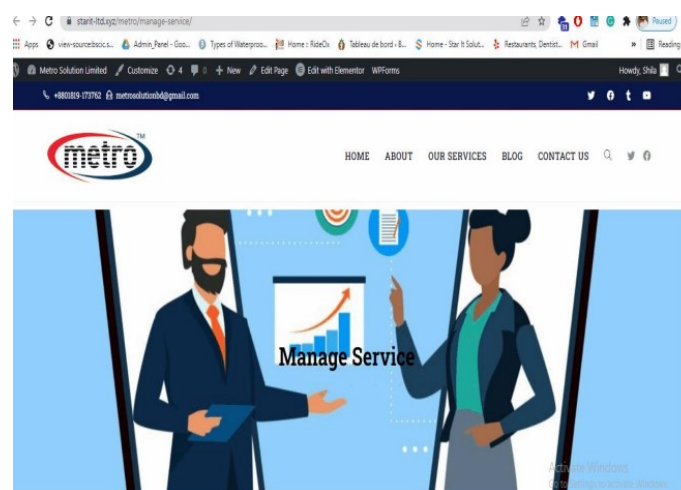


Figure 6.4: Manage Service Page

Chapter 7

Arranging Star IT's Website

7.1 Categorize

To label a website like Star IT, I first needed to know what the business does and what type of service they provide. As I worked as an intern there, I knew some details and my supervisor handed me some notes where all information can be found. The owner of Star IT, Rakibul Rana sir told me as the website is build long ago, I just need to do some specifications following new trends and to make it look more established and furbished to customers. After listening and reading the notes, I went through Star IT's old website multiple times to look where I can make some changes. Rana sir said, I can add any new addition or pages in the website.

7.2 Adding New Functions

After going through star IT's webpage, I figured it out where I can make some changes to make it look more useful to customers.

7.2.1 Adding Customer Support

When I thought from customers perspective, I came to notice a thing that there's no option for customers to contact with Star IT employees without using phone numbers. Sometimes, customers do not want to expose their phone number early before signing a contract. That made me think of this idea of adding a customer support portal where at initial stage customer can contact the employee if they have any doubt whether we can or cannot fulfill their demands and specifications. In wordpress, there's a port in elementor pro already called customer support. I added that to Star IT's Home page so that whenever customers visit star It's website, they will view a customer support option, where they can start a conversation easily. The most asked questions and inquiries are added in the bot with answers because of that, employees don't have to reply or make conversations with the customers. [5]The bot is 24/7 online and customers will get their reply instantly. The quires and questions are answered by the employees and I set those answers in the wordpress accordingly so customers will get real conversation with an employer. Through this initiative, customers can clear out whatever confusions they have before handing us

a project. This small substitute added trust with the customer from initial stage.[4]

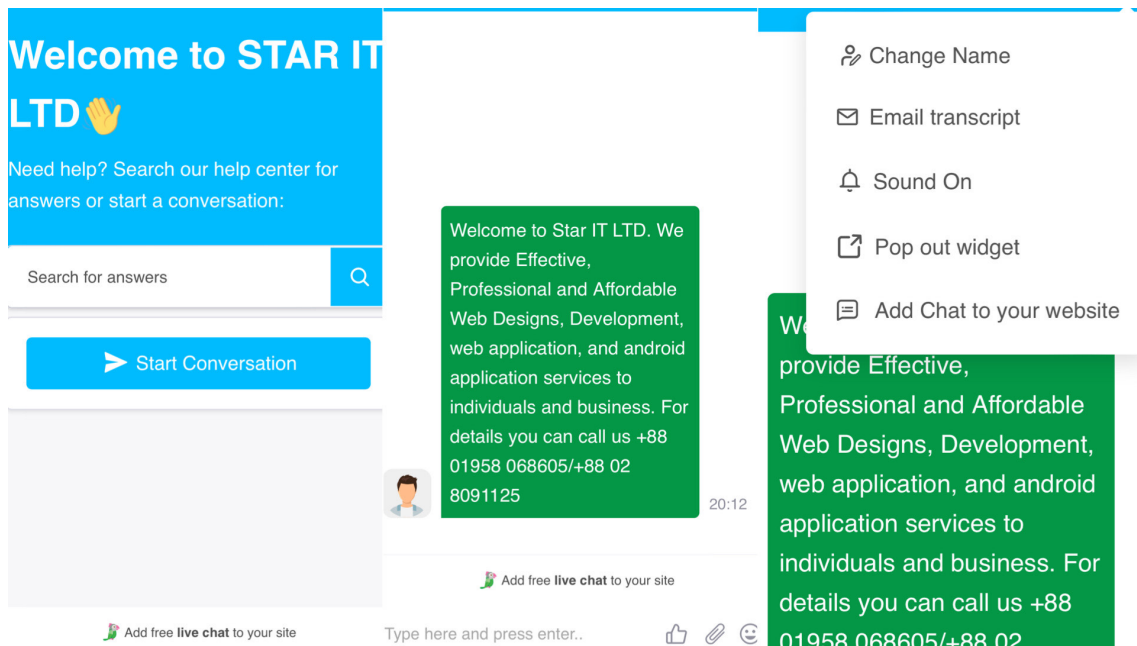


Figure 7.1: Customer Support of Star IT

7.2.2 Forming POS Software Page

There were no details in the POS software page. I had to add all the details from scratch in the page which I collected from searching on internet. I categorized some points also to make it look easier to find exact points to the user who wants to build a POS software for their business by Star IT engineers.



Figure 7.2: POS Software Page of Star IT

7.2.3 Adding Features in Footer

Features can make a boring writing more interesting with its little magic. There are so many features are already given in Word press's Elementor pro where we can add any features like pop, shrink, slide, zoom in, zoom out, pop down etc. I added pop when it touches in footer, replaced it with light blue in color more like a hover option when we use html. I also added slide from left or right on some paragraphs in the site which makes it look interesting.

| Get Free Estimation | Software Development | Software Development |
|---|---|---------------------------------------|
| 4th Floor, BBTOA Building, 9 No South Kallyanpur, Mirpur Road, Dhaka 1207 | ➤ POS Software in Bangladesh ➤ School Management Software in Bangladesh | ➤ Corporate Website development. |
| ✉ staritltd@gmail.com | ➤ Inventory management software | ➤ E-Commerce Website Development |
| ✉ info@staritltd.com | ➤ Tax management software | ➤ Classified Website Development |
| ☎ +88 09603 44 66 89 | ➤ Hospital management software | ➤ Best Courier Management Software |
| ☎ +88 01958 068605 | ➤ Accounting management software | ➤ Social Media Website Development |
| ☎ +88 02 8091125 | | ➤ Business website Development |

Figure 7.3: Changes in Footer

7.2.4 Adding Details on TAX Management Page

All the important details of this page were already given in the notes. I added those notes in paragraphs in the tax management page. I also added some clarifications on this page for the customers better understanding about our tax management software services.

Tax management software in Bangladesh

Tax management software is software that helps you in managing your tax return and files your tax return. It is important to have software that helps you with all the necessary tax documents, especially when you are a small business. The software should also be able to keep track of your income and expenses and generate reports on the same. There are various types of tax management software available in the market. It is essential to find out which one is best for your business, and this can be done by taking help from experts who have experience.

What is Tax management software used for?

Tax management software is used for tax planning and preparation. It is used to help you prepare your tax returns and to manage your taxes, investments, and assets. The software helps you to understand your taxes and how they will be calculated. It also helps you with tax deductions. The software helps you keep a track of all your income and expenditure. You can also get an idea of the various benefits available to you as a taxpayer. The software helps you to understand your tax liability and it offers you advice on various approaches that can help reduce the levy. There are a lot of free Tax management software solutions available for a single person as well as business tax planning software. These tools give a unique value to the user; ensure accurate calculation in respect of all income received together with expenditure incurred by an individual householder or proprietor in relation to

Figure 7.4: TAX Management Page of Star IT

7.2.5 Highlighting Mobile App development Page

Nowadays, every business has their own mobile app for better business opportunities. Star IT wanted to highlight their mobile app development page by adding little changes which can attract customers. For that, Star IT wanted to upgrade their mobile app page quality. Sir told me to do some changes on that page to make it look classier and more sophisticated to users. I added a picture of mobile app keywords which looked good in the page and also did some hover changes with background lighting to separate boxes.



Figure 7.5: Mobile App Development of Star IT

7.2.6 Labeling Menu and Submenu

In the header section, to make it look organized and easily accessible, menu and submenu is very important from which customers can find their or go to the page which they want to without wasting their time in the homepage and searching for proper page. In WordPress, after creating a page, we can easily slide it and move it in submenu section.

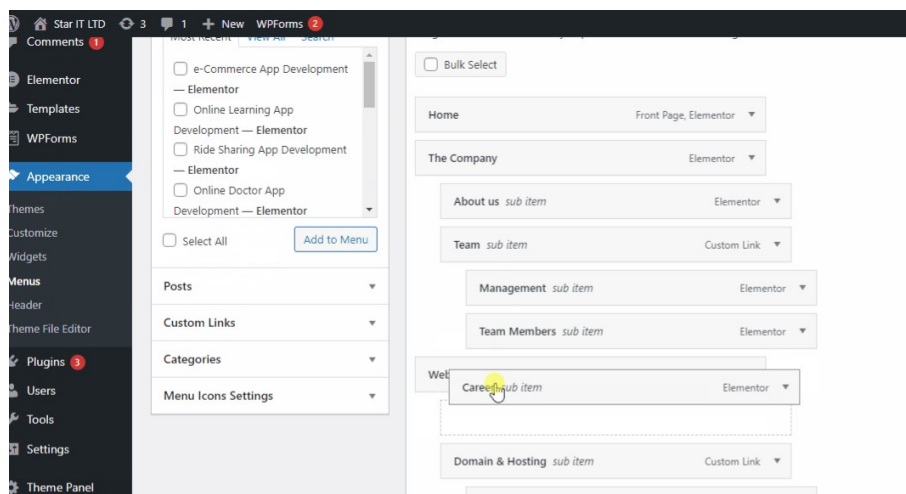


Figure 7.6: Sliding Pages in Submenu

7.3 New Section with Company Details

I came up with an idea to add a new menu name The Company in the header section where all the details of the board of directors will be there for users to view. Rana sir liked my idea and appreciated me for this new thinking. I gathered all the knowledge of Star IT like who founded it, who is the chairman etc. I created a new submenu under the menu Company Profile named Management where all informations are shown with pictures of each person who started Star IT from beginning.

I wanted to add the company history in another submenu which will also be a great way of representing the company to its customers. I asked the owner for the real story of building this IT farm from scratch, He said he will give the accurate details soon till then I added "All details will be updated soon" in the About Us submenu.




Figure 7.7: Menu "The Company"

7.4 Representing Star IT's Projects

To attract customers, Star IT page needed to add some details of their previous work in the page for better business. When customers see some good quality projects done by a company, they automatically goes to them to get better service from that company. Showcasing your work can be a significant option to gain customers trust. And to show that your company maintain quality of the product, better performances, good service even after delivery can be done by showcasing your previous works. I also wanted to add a section for feedback where satisfied customers can give their own feedback about the company which will also gain new customers trust.

I changed the design by giving the projects a sliding left option. and this feature is attached with footer so that this will be visible by all pages.



Figure 7.8: Company Projects

7.5 Use Case Diagram of Star IT Limited

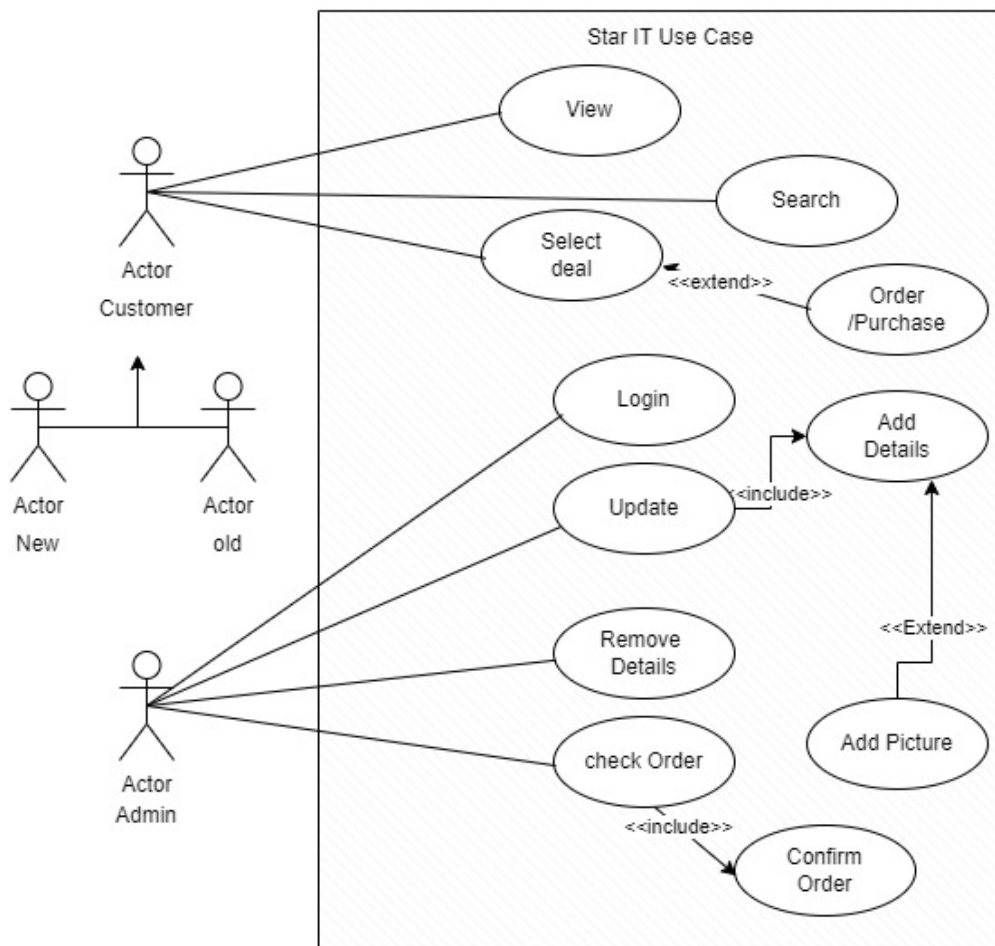


Figure 7.9: Use Case Diagram of Star IT

Chapter 8

Growth

8.1 Professional Growth

8.1.1 Office Environment

Star IT Limited is me first experience of working in an office environment. Understanding work ethics, work behavior with boss and colleague is an great learning experience.

8.1.2 Time Management

Attending office on time and maintaining the timings can also be a great learning experience which can be useful in future.

8.1.3 Team Work

In office environment, employers have to work together in some projects and team work is an important point to have a good job. In Star IT, I worked with two sir who guided me initially and also asked for my point of views on some projects for fresh views.

8.2 Interpersonal Growth

8.2.1 Questioning

On some projects if I have some questions with that Sir told me to ask that directly without any hesitation as my question make also make their project better in some cases.

8.2.2 Logical Argument

To make your point clear, you have to give logical argument so that they will have a proper vision of what you are trying to represent or showcase. throughout my internship period, I always step up and put my points in front of everyone with logic and customer view on point.

Chapter 9

Conclusion

I have started my internship at February 6,2022. My internship will be for 8 months till September 6,2022. I have covered six months of my internship report as a part of my prethesis-1, prethesis-2 and final defense.

In the first two month, I have learned all the basic key points to build a first-class website and I got to know the environment of a workplace which I am sure will help me in my upcoming days after my graduation. The HR told me; they might hire me if I can grab all the skills with excellence which is a huge complement for me.

In the second two month, I have learned how to build a website from scratch and also build a real-life website for a business which inspired me to do more in this sector as a web developer in future.

I have configured star IT's website in my last two months of internship all by myself. They gave me full freedom to change their website and also appreciated after seeing the final result.

Before my internship, I did not know how a IT farm works and how to implement all my theoretical knowledge in practical problems and finding solutions for that. Now, I know the basic of all these things and I hope to learn more knowledge as web developer to shine in my sector and to build an outstanding website on my own without my supervisor help. Nowadays, I am learning more about building a WordPress website and more about Software Developing with Reactj.

Bibliography

- [1] N. Brügger, *Website analysis: Elements of a conceptual architecture*. CFI, Center for Internetforskning, Institut for Informations-og medievidenskab, 2010.
- [2] S. Leary, *Beginning WordPress 3*. Apress, 2010.
- [3] H. Stern, D. Damstra, and B. Williams, *Professional WordPress: Design and Development*. John Wiley & Sons, 2010.
- [4] M. Nilashi, D. Jannach, O. bin Ibrahim, M. D. Esfahani, and H. Ahmadi, “Recommendation quality, transparency, and website quality for trust-building in recommendation agents,” *Electronic Commerce Research and Applications*, vol. 19, pp. 70–84, 2016.
- [5] X. Chen, Q. Huang, and R. M. Davison, “The role of website quality and social capital in building buyers’ loyalty,” *International Journal of Information Management*, vol. 37, no. 1, pp. 1563–1574, 2017.
- [6] P. Kumari and R. Nandal, “A research paper on website development optimization using xampp/php,” *International Journal of Advanced Research in Computer Science*, vol. 8, no. 5, 2017.