

Incarceration history and risk of HIV and hepatitis C virus acquisition among people who inject drugs: a systematic review and meta-analysis



Jack Stone, Hannah Fraser, Aaron G Lim, Josephine G Walker, Zoe Ward, Louis MacGregor, Adam Trickey, Sam Abbott, Steffanie A Strathdee, Daniela Abramovitz, Lisa Maher, Jenny Iversen, Julie Bruneau, Geng Zang, Richard S Garfein, Yung-Fen Yen, Tasnim Azim, Shruti H Mehta, Michael-John Milloy, Margaret E Hellard, Rachel Sacks-Davis, Paul M Dietze, Campbell Aitken, Malvina Aladashvili, Tengiz Tsertsvadze, Viktor Mravčik, Michel Alary, Elise Roy, Pavlo Smyrnov, Yana Sazonova, April M Young, Jennifer R Havens, Vivian D Hope, Monica Desai, Ellen Heinsbroek, Sharon J Hutchinson, Norah E Palmateer, Andrew McAuley, Lucy Platt, Natasha K Martin, Frederick L Altice, Matthew Hickman, Peter Vickerman



Summary

Background People who inject drugs (PWID) experience a high prevalence of incarceration and might be at high risk of HIV and hepatitis C virus (HCV) infection during or after incarceration. We aimed to assess whether incarceration history elevates HIV or HCV acquisition risk among PWID.

Methods In this systematic review and meta-analysis, we searched MEDLINE, Embase, and PsycINFO databases for studies in any language published from Jan 1, 2000 until June 13, 2017 assessing HIV or HCV incidence among PWID. We included studies that measured HIV or HCV incidence among community-recruited PWID. We included only studies reporting original results and excluded studies that evaluated incident infections by self-report. We contacted authors of cohort studies that met the inclusion or exclusion criteria, but that did not report on the outcomes of interest, to request data. We extracted and pooled data from the included studies using random-effects meta-analyses to quantify the associations between recent (past 3, 6, or 12 months or since last follow-up) or past incarceration and HIV or HCV acquisition (primary infection or reinfection) risk among PWID. We assessed the risk of bias of included studies using the Newcastle-Ottawa Scale. Between-study heterogeneity was evaluated using the I^2 statistic and the P -value for heterogeneity.

Findings We included published results from 20 studies and unpublished results from 21 studies. These studies originated from Australasia, western and eastern Europe, North and Latin America, and east and southeast Asia. Recent incarceration was associated with an 81% (relative risk [RR] 1.81, 95% CI 1.40–2.34) increase in HIV acquisition risk, with moderate heterogeneity between studies ($I^2=63.5\%$; $p=0.001$), and a 62% (RR 1.62, 95% CI 1.28–2.05) increase in HCV acquisition risk, also with moderate heterogeneity between studies ($I^2=57.3\%$; $p=0.002$). Past incarceration was associated with a 25% increase in HIV (RR 1.25, 95% CI 0.94–1.65) and a 21% increase in HCV (1.21, 1.02–1.43) acquisition risk.

Interpretation Incarceration is associated with substantial short-term increases in HIV and HCV acquisition risk among PWID and could be a significant driver of HCV and HIV transmission among PWID. These findings support the need for developing novel interventions to minimise the risk of HCV and HIV acquisition, including addressing structural risks associated with drug laws and excessive incarceration of PWID.

Funding Engineering and Physical Sciences Research Council, National Institute for Health Research, National Institutes of Health.

Copyright © 2018 The Author(s). Published by Elsevier Ltd. This is an Open Access article under the CC BY 4.0 license.

Introduction

Hepatitis C virus (HCV) and HIV are leading causes of morbidity and mortality and continue to represent major global public health concerns.^{1,2} Injecting drug use is associated with two-fifths of the global HCV disease burden,³ while outside sub-Saharan Africa, an estimated one-fifth of new HIV infections occur among people who inject drugs (PWID).⁴

PWID have a high prevalence of incarceration (58% have ever been incarcerated⁵), with a history of incarceration frequently being associated with prevalent

HIV and HCV infection.⁶ The risk of relapse to illicit drug use is high in the period immediately following release from prison,^{7,8} and so individuals are at an increased risk of multiple adverse outcomes during this period—in particular drug-related deaths,⁹ but also increased injecting risk behaviours and homelessness,^{10–13} and reduced access to interventions such as opioid substitution therapy and HIV antiretroviral therapy.^{12,14}

Several recent modelling analyses have suggested that incarceration of PWID could be an important contributor to HIV and HCV transmission among

Lancet Infect Dis 2018;
18: 1397–409

Published Online
October 29, 2018

[http://dx.doi.org/10.1016/S1473-3099\(18\)30469-9](http://dx.doi.org/10.1016/S1473-3099(18)30469-9)

See [Comment](#) page 1301

Population Health Sciences, Bristol Medical School, University of Bristol, Bristol, UK (J Stone PhD, H Fraser PhD, A G Lim DPhil, J G Walker PhD, Z Ward PhD, L MacGregor MSc, A Trickey MSc, S Abbott MSc, N K Martin DPhil, Prof M Hickman PhD, Prof P Vickerman DPhil); Division of Infectious Diseases and Global Public Health, University of California San Diego, La Jolla, CA, USA (Prof S A Strathdee PhD, D Abramovitz MS, Prof R S Garfein PhD, N K Martin); Kirby Institute for Infection and Immunity, Faculty of Medicine, University of New South Wales, Sydney, NSW, Australia (Prof L Maher PhD, J Iversen PhD); Department of Family Medicine, Université de Montréal, Montréal, QC, Canada (Prof J Bruneau MD); Centre hospitalier de l'Université de Montréal, Montréal, QC, Canada (Prof J Bruneau, G Zang MS); Section of Infectious Diseases, Taipei City Hospital, Taipei City Government, Taipei, Taiwan (Y-F Yen PhD); James P Grant School of Public Health, BRAC University, Dhaka, Bangladesh (T Azim PhD); Department of Epidemiology, Johns Hopkins Bloomberg School of Public Health, Baltimore, MD, USA (Prof S H Mehta PhD); BC Centre for Excellence in HIV/AIDS and Division of AIDS, Faculty of Medicine, University of British Columbia, Vancouver, BC, Canada (M-J Milloy PhD); Burnet Institute, Melbourne, VIC,

Australia (Prof M E Hellard PhD, R Sacks-Davis PhD, Prof P M Dietze PhD, C Aitken PhD); Department of Epidemiology and Preventive Medicine, Monash University, Melbourne, VIC, Australia (Prof M E Hellard); Department of Medicine, University of Melbourne, Melbourne, VIC, Australia (R Sacks-Davis); Infectious Diseases, AIDS and Clinical Immunology Research Center, Tbilisi, Georgia (M Aladashvili MD, Prof T Tsertsvadze MD); Faculty of Medicine, Tbilisi State University, Tbilisi, Georgia (Prof T Tsertsvadze); National Monitoring Centre for Drugs and Addiction, Prague, Czech Republic (V Mravčík PhD); Department of Addictology, The First Medical Faculty, Charles University and General University Hospital in Prague, Prague, Czech Republic (V Mravčík); National Institute of Mental Health, Klecany, Czech Republic (V Mravčík); University Hospital Centre—Laval University, QC, Canada (Prof M Alary MD); National Institute of Public Health of Québec, QC, Canada (Prof M Alary, Prof E Roy MD); Faculty of Medicine and Health Sciences, University of Sherbrooke, Longueuil, QC, Canada (Prof E Roy); International Charitable Foundation Alliance for Public Health, Kiev, Ukraine (P Smyrnov MPH, Y Sazonova MSW); Department of Epidemiology, University of Kentucky College of Public Health, KY, USA (A M Young PhD); Center on Drug and Alcohol Research, University of Kentucky, KY, USA (A M Young, J R Havens PhD); Public Health Institute, Liverpool John Moores University, Liverpool, UK (Prof V D Hope PhD); National Infection Service, Public Health England, London, UK (Prof V D Hope, Monica Desai MD, E Heinsbroek PhD); School of Health and Life Sciences, Glasgow Caledonian University, Glasgow, UK (Prof S J Hutchinson PhD, N E Palmateer PhD, A McAuley PhD); Health Protection Scotland, National Health Service National Services Scotland, Glasgow, UK

Research in context

Evidence before the study

We searched PubMed up to Jan 17, 2018, for “HIV OR hepatitis C OR HCV” AND “incarceration” AND “inject drugs, injecting drug, substance abuse, intravenous/epidemiology [MeSH]” OR “substance-related disorders/epidemiology [MeSH]”, with no restrictions on language or date. The findings of identified studies suggest that previous incarceration is negatively associated with injecting cessation (two studies) and being on opioid substitution therapy (three studies), but is positively associated with prevalent HIV and hepatitis C virus (HCV) infection (17 studies), police harassment (one study), relapse to injecting drug use (one study), unstable housing or homelessness (three studies), overdose (four studies), mortality (one study), and several high-risk, drug-using behaviours such as receptive syringe sharing, public injecting, and cocaine injecting (16 studies). We identified a systematic review on the associations between criminalisation of drug use and HIV prevention and treatment-related outcomes among people who inject drugs (PWID), which included only one study measuring the association between incarceration history and HIV acquisition risk among PWID. In addition to the study identified in that review, our search found five further studies presenting the association between incarceration (either recent or past) and HIV acquisition risk, as well as three studies presenting the association between incarceration (either recent or past) and HCV acquisition risk; all of these studies were also identified in our systematic review. The search also identified three mathematical modelling studies (two done by our team) that suggest that incarceration could substantially contribute to HIV and HCV transmission among PWID, and that scaling up prison-based opioid substitution therapy with retention following release could be an effective prevention strategy.

Added value of this study

To our knowledge, this is the first systematic review and meta-analysis of the effect of incarceration on HIV or HCV acquisition risk among community-based PWID. Our study also

builds on previously published evidence through collating and synthesising unpublished estimates by contacting authors of all identified studies of PWID that have a measure of HIV or HCV incidence. This approach resulted in 28 additional estimates being included in our meta-analysis, doubling the overall number of studies. We found that recent (past 3, 6, or 12 months or since last follow-up) incarceration was associated with an increased risk of both HIV and HCV acquisition among community-based PWID. These associations persisted when only adjusted estimates were pooled, as well as in numerous sensitivity analyses. Past incarceration was only weakly associated with elevated HIV or HCV acquisition risk, with there being no association when only adjusted estimates are pooled. The association between recent incarceration and HCV acquisition risk was greater in studies with higher prevalences of homelessness and in countries with higher prevalences of incarceration and reduced in studies adjusting for homelessness.

Implications of all the available evidence

Evidence suggests that incarceration is an important enhancer of HIV and HCV acquisition risk among PWID globally and probably a significant driver of HIV and HCV transmission among PWID in many settings because of the high prevalence of incarceration among this group. Research is now required to better understand how incarceration elevates HIV and HCV acquisition risk. This research will be useful for guiding the development of interventions to mitigate this risk, with our findings suggesting that interventions are needed to address the social vulnerabilities experienced by PWID when they are released from prison. Our study strengthens the evidence of the harms caused by the criminalisation of drug users, which results in a high prevalence of incarceration among people who use drugs, and provides further evidence to support minimising the use of criminal sanctions to manage drug-use disorders.

Methods

Search strategy and selection criteria

We did searches of MEDLINE, Embase, and PsycINFO databases without language restrictions. Search terms included those related to HIV infection or transmission, HCV infection or transmission, injecting drug use, and study designs that could be used to evaluate HIV or HCV incidence (a full list of search terms is provided in the appendix). We initially searched up to June 6, 2016, but subsequently updated our search to include studies published up to June 13, 2017. Studies, including those from conference abstracts, were limited to those published since 2000. Reference lists of systematic reviews were hand-searched for additional relevant papers or reports.

PWID, largely owing to the high prevalence of incarceration among this group and an elevated transmission risk following release.^{11,15–17} Furthermore, these studies suggest that the period following release could be a key prevention target for reducing the transmission of HIV and HCV among PWID. However, the magnitude and mechanism of this elevated risk following incarceration is not well understood, and there is scarce empirical evidence to support existing modelling, inform policy change, or aid in the development of interventions that target this period of risk.

To improve the evidence base, we did a systematic review and meta-analysis to quantify the association between incarceration history, either past or recent, and HIV or HCV acquisition risk among PWID.

An Endnote library was created to catalogue the search results, with removal of duplicates. Titles and abstracts were screened for potential relevance, with full texts obtained and further screened for those deemed relevant. This screening was done by one author (JS), with a subset of references (10%) also screened by other authors (SA, HF, AGL, LMac, AT, JGW, and ZW). No discrepancies were found between the two lists of accepted references and so no further double screening was done. We read non-English full text papers using Google Translate.

The key outcomes of interest were the association between recent (past 3, 6, or 12 months or since last follow-up) or past incarceration and HIV or HCV incidence (either primary infection or reinfection) among PWID—that is, the difference in the risk of acquiring HIV or HCV infection among recently incarcerated PWID compared with PWID without recent incarceration, or among PWID who have previously been incarcerated compared with PWID who have never been incarcerated. Throughout this paper, we use the term incarceration to refer to the detention of people in prisons, jails (in the US and other settings, jails are typically used for short-term detention, either for those awaiting trial or with short sentences, whereas prisons are used to detain those with longer sentences), or other closed settings and use the term prison to refer to any such setting where someone might be detained.

We included studies that measured HIV or HCV incidence among community-recruited samples of PWID, either current or former injectors. We included studies that measured incidence by repeated testing or that used biological markers of recent HIV or HCV infection to estimate incidence. Studies that evaluated incident infections by self-report were excluded, as were studies that recruited participants directly from prisons or other detention settings. We did not exclude studies on the basis of study design or language, but included only studies reporting original results. We contacted authors of cohort studies that met the inclusion or exclusion criteria, but that did not report on the outcomes of interest, to request data. This approach followed methods used in previous systematic reviews on HIV and HCV.^{18,19} Studies that presented data or provided unpublished data on the outcomes of interest were included. When there were multiple studies from the same cohort of PWID with estimates of the same outcome, only the most comprehensive study, in terms of the number of participants and years covered, was included. Methods of the analysis and inclusion criteria were specified in advance and documented in a protocol available on request.

Data analysis

JS extracted data (list of data extracted in appendix) from included studies using Microsoft Excel 2016 for Mac; these were checked by HF, and discrepancies were resolved by PV. If not reported, effects and 95% CIs were calculated from raw data. We extracted or generated

crude and adjusted incidence rate ratios and hazard ratios (HRs) from longitudinal studies that measured incident HIV or HCV infection. In studies that found no incident cases in the exposed or unexposed group, a fraction of a case (0.5 incident infections) was added to both groups before computing the incidence rate ratio. We extracted crude and adjusted odds ratios or relative risks (RRs) from cross-sectional studies that used biological markers (eg, the presence of HCV RNA in the absence of HCV antibody) of recent HIV or HCV infection. We transformed unadjusted and adjusted odds ratios and their 95% CIs to RRs when incidence was considered to be common (>10 per 100 person-years) using previously published methods.²⁰

We assessed the risk of bias in each study for each outcome using the Newcastle–Ottawa Scale,²¹ in which a maximum of nine stars are awarded according to the selection of study groups, comparability of the groups, and ascertainment of the outcome of interest. The Newcastle–Ottawa Scale requires the selection of the most important potential confounders that should be controlled for in studies. We identified exposure to opioid substitution therapy, recent homelessness, and stimulant injecting as important potential confounders that should be adjusted for in our analyses. Opioid substitution therapy is associated with a reduced risk of HCV and HIV acquisition^{18,19} and with a reduced prevalence of incarceration.²² Homelessness, and stimulant injecting (although studies generally consider only cocaine injecting) are positively associated with risk of HCV or HIV acquisition^{23,24} and incarceration history.^{13,25} In assessing the comparability of the groups, one star was awarded for adjusting for opioid substitution therapy exposure and one star for adjusting for recent homelessness, stimulant injecting, or both. Risk of bias for unpublished estimates was assessed by referring to the study methods in the corresponding published paper. For each outcome, publication bias of included studies was assessed with a funnel plot and Egger's test.²⁶

To provide a summary estimate for each outcome, effect measures and their SEs were log-transformed, with unadjusted and adjusted estimates being pooled separately. Random effects meta-analysis was used to obtain summary effect measures because high between-study variability was expected. We evaluated between-study heterogeneity using the I^2 statistic and the p value for heterogeneity (Cochran's Q statistic).²⁷

Subgroup analyses and random-effects meta-regression analyses were done to explore potential sources of heterogeneity for outcomes that showed moderate to high heterogeneity between studies. All variables significant in univariable meta-regression ($p \leq 0.05$) were included in multivariable meta-regression; opioid substitution therapy coverage and proportion of participants homeless at baseline were included a priori in multivariable models. Sensitivity analyses were done to assess the effect of

(Prof S J Hutchinson, N E Palmateer); Faculty of Public Health and Policy, London School of Hygiene and Tropical Medicine, London, UK (L Platt PhD); and Yale School of Medicine, Department of Medicine, Section of Infectious Diseases, AIDS Program, New Haven, CT, USA (Prof F L Altice MD)

Correspondence to: Dr Jack Stone, Population Health Sciences, Bristol Medical School, University of Bristol, Bristol BS8 2BN, UK
jack.stone@bristol.ac.uk

See Online for appendix

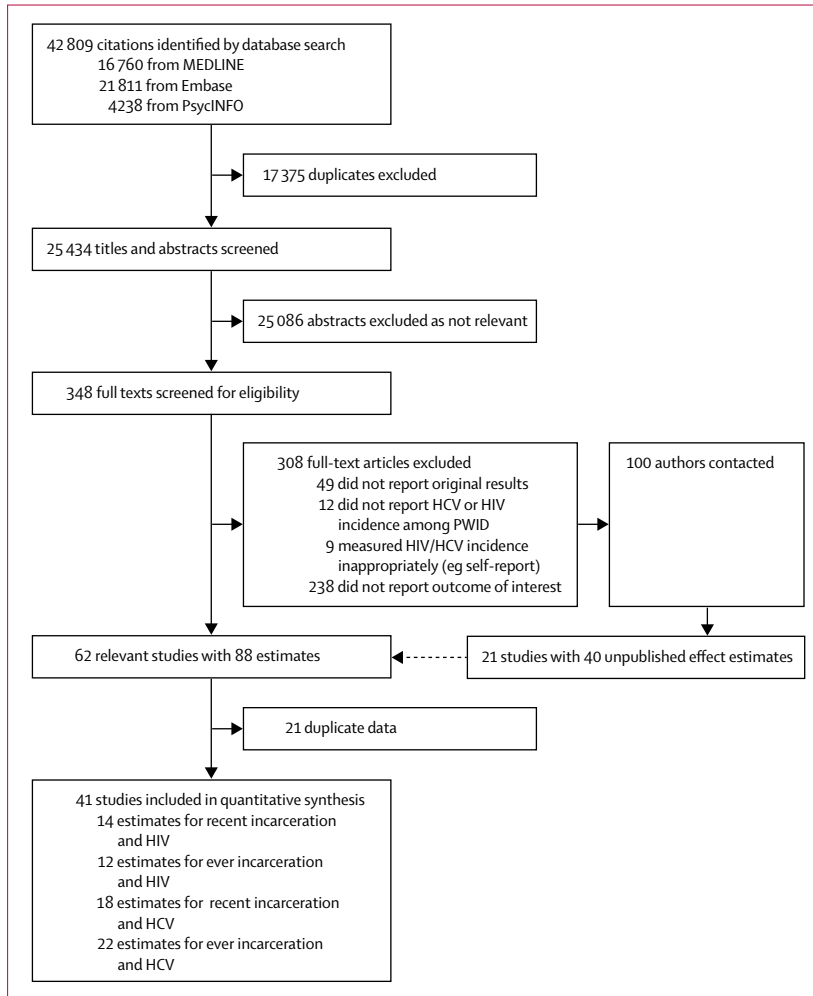


Figure 1: Study selection
HCV=hepatitis C virus. PWID=people who inject drugs.

including in separate meta-analyses only: studies at low to moderate risk of bias (Newcastle–Ottawa Scale \geq 6), longitudinal studies, studies reporting HRs, and studies in which more than 90% of study participants were recent injectors (injected within past 6 months) at baseline. We also assessed the effect of excluding studies in which no incident infections were found in one exposure group. We did all the analyses using STATA version 14.

Role of the funding source

The sponsors of the study had no role in study design, data collection, data analysis, data interpretation, or writing of the report. The corresponding author had full access to all the data in the study and had final responsibility for the decision to submit for publication.

Results

The searches identified 42 809 citations in total, of which 25 434 were unique records (figure 1). Initial screening of titles and abstracts excluded 25 086 records. Following the full-text screening of the remaining 348 records, seven by use of Google Translate, 40 records were deemed as meeting the inclusion criteria. In addition, we identified 90 studies of HIV or HCV incidence among PWID that met the inclusion criteria but did not report the outcomes of interest. The authors of these studies and investigators of other cohorts (ten) known to us who had not published their incidence data were contacted. Of these, unpublished data (40 different effect estimates) were obtained from 21 studies; 17 effect estimates were obtained from ongoing or completed studies that had not yet published their incidence data, 14 from studies with publications reporting HIV or HCV incidence but not reporting outcomes of interest, and nine were updates of previously published effect estimates that included more data. From the 62 (41 + 21) studies meeting the inclusion criteria, 21 (appendix) were excluded as multiple studies

	Study period	Location (city, country)	Study design	Sample size	Definition of recent incarceration	Effect of recent incarceration	Effect of past incarceration	Confounders included in adjusted estimates
Aladashvili et al (unpublished)	1997–2001	Tbilisi, Batumi, and Poti, Georgia	Cohort ^{28,29}	1031	Past 12 months	HIV: IRR 2.6 (0.61–11.18); HCV: IRR 1.56 (0.57–4.23)	HIV: IRR 0.38 (0.02–6.23); HCV: IRR: 0.50 (0.12–2.01)	..
Azim (unpublished)	2003–07	Dhaka, Bangladesh	Cohort ³⁰	561	Past 6 months	HIV: IRR 0.64 (0.15–2.75); HCV: IRR 1.36 (0.60–3.09)	HIV: IRR 1.44 (0.42–4.94); HCV: IRR 2.04 (0.90–4.65)	..
Blome et al ³¹	1997–2005	Malmö, Sweden	Cohort	332	NA	..	HCV: RR 1.27 (1.05–1.53); aRR 1.3 (1.06–1.49)	Intravenous heroin and amphetamine use; duration of intravenous use of amphetamines
Bruneau (unpublished)	1992–2008	Montreal, Canada	Cohort ³²	2137	Past 6 months	HIV: HR 1.88 (1.34–2.65); aHR 1.34 (0.94–1.89)	HIV: HR 1.57 (1.07–2.29); aHR 0.94 (0.63, 1.41)	Age; sex; unstable housing; cocaine use; heroin use; syringe sharing with people known to be HIV positive; repeatedly flushing and pulling back during injection; sex with people known to be HIV positive; recruitment period

(Table continues on next page)

	Study period	Location (city, country)	Study design	Sample size	Definition of recent incarceration	Effect of recent incarceration	Effect of past incarceration	Confounders included in adjusted estimates
(Continued from previous page)								
Bruneau et al ³³	2004–13	Montreal, Canada	Cohort	226	Past 3 months	HCV reinfection: HR 0.94 (0.30–3.10); aHR 0.95 (0.30–3.30);	..	Method of HCV initial clearance; age; gender; cocaine injection; heroin injection; prescription opioid injection; sharing syringe or injection paraphernalia
Brunton et al ³⁴	1994–96	Auckland, New Plymouth, Wellington, Christchurch, and Dunedin, New Zealand	Cohort	44	Since last follow-up (on average 2 years apart)	HCV: IRR 2.75 (0.34–21.99)
Choopanya et al ³⁵	1995–98	Bangkok, Thailand	Cohort	1209	Since last visit (scheduled for every 3 months)	HIV: IRR 3.39 (2.35–4.90)	HIV: IRR 1.70 (1.09–2.65)	..
Craine et al ³⁶	2004–06	South Wales, UK	Cohort	286	Past 12 months	HCV: IRR 1.36 (0.48–3.85)
Dietze (unpublished)	2008–18	Melbourne, Australia	Cohort ³⁷	645	NA	..	HCV (primary and reinfection): IRR 0.73 (0.47–1.13)	..
Hagan et al ³⁸	2002–05	Baltimore, Seattle, New York, Los Angeles, and Chicago, USA	Cohort	483	NA	..	HCV: IRR 1.51 (0.81–2.8)	..
Havens (unpublished)	2008–11	Kentucky, USA	Cohort ³⁹	184	Past 6 months	HCV: IRR 2.80 (1.36–5.77)	HCV: IRR 1.12 (0.65–1.92)	..
Hellard (unpublished)	2005–10	Melbourne, Australia	Cohort ⁴⁰	413	NA	..	HCV: HR 0.52 (0.14–1.97)	..
Hope (unpublished)	2011–13	England, Wales, and Northern Ireland, UK	Cross-sectional	2816	NA	..	HCV: OR 1.16 (0.82–1.63); aOR 1.06 (0.75–1.51)	Cocaine injection; homelessness; prescribed treatment for drug use
Hope (unpublished)	2014–15	England, Wales, and Northern Ireland, UK	Cross-sectional	1932	NA	..	HCV: OR 1.74 (0.93–3.25); aOR 1.60 (0.85–3.03)	Cocaine injection; homelessness; prescribed treatment for drug use
Hu et al ⁴¹	1996	Bangkok, Thailand	Cross-sectional	1488	NA	..	HIV: RR 1.65 (1.09–2.51)	..
Hutchinson (unpublished)	2008–13	Scotland, UK	Cross-sectional ⁴²	4783	Past 6 months	HCV: RR 2.02 (0.89–4.61); aRR 1.21 (0.51–2.84)	HCV: RR 1.44 (0.73–2.84); aRR 1.22 (0.61–2.44)	Homelessness; methadone use; injected crack or cocaine in past 6 months
Iversen (unpublished)	1995–2012	National, Australia	Cohort ⁴³	3490	Past 12 months	HIV: HR 2.16 (0.7–6.65)	HIV: HR 0.71 (0.24–2.12)	..
Iversen et al ⁴⁴	1995–2010	National, Australia	Cohort	724	Past 12 months	HCV: HR 2.84 (2.01–4.02); aHR 2.68 (1.88–3.83)	..	Last drug injected; daily injection; location; study period
Lucas et al ⁴⁵	2013	15 sites, India	Cross-sectional	14 481	Past 6 months	HIV: RR 2.07 (0.94–4.57)
Lucidarme et al ⁴⁶	1999–2001	Northern and eastern France, France	Cohort	165	NA	..	HCV: IRR 1.91 (0.71–5.13)	..
Maher (unpublished)	2012	Australia	Cross-sectional ⁴⁷	2391	Past 12 months	HCV: RR 2.31 (0.86–6.21); aRR 2.15 (0.74–5.22)	..	Exposure to OST or MMT; duration of injecting; cocaine use
Martin et al ⁴⁸	2005–12	Bangkok, Thailand	Cohort	2413	Past 3 months	HIV: HR 3.10 (1.70–5.60); aHR 2.70 (1.40–4.90)	..	Age; injection frequency; methamphetamine injection; shared needles; recently in police cell
Mehta (unpublished)	1988–2009	Baltimore, USA	Cohort ^{49,50}	1983	Past 6 months	HIV: IRR 1.07 (0.8–1.42); aIRR 0.97 (0.72–1.31); HCV: IRR 1.60 (0.55–4.68); aIRR 2.39 (0.78–7.3)	..	Cocaine injection; heroin injection; methadone treatment; homelessness

(Table continues on next page)

	Study period	Location (city, country)	Study design	Sample size	Definition of recent incarceration	Effect of recent incarceration	Effect of past incarceration	Confounders included in adjusted estimates
(Continued from previous page)								
Micallef et al ⁵¹	1993–2002	Sydney, Australia	Cohort	423	NA	..	HCV: IRR 2.48 (1.72–3.59); HCV reinfection: IRR 1.56 (0.43–5.65)	..
Milloy (unpublished)	2005–16	Vancouver, Canada (ARYS)	Cohort ⁵²	476	Past 6 months	HCV: HR 2.61 (1.69–4.04); aHR 2.46 (1.56–3.86)	HCV: HR 1.24 (0.77–2.01); aHR 1.28 (0.77–2.13)	Methadone treatment; homelessness; cocaine injection
Milloy (unpublished)	1996–2016	Vancouver, Canada (VIDUS)	Cohort ⁵³	1763	Past 6 months	HIV: HR 1.80 (1.32–2.44); aHR 1.76 (1.28–2.41); HCV: HR 1.16 (0.81–1.68); aHR 1.12 (0.77–1.61)	HIV: HR 0.82 (0.58–1.15); aHR 0.86 (0.61–1.21); HCV: HR 0.75 (0.54–1.05); aHR 0.70 (0.50–0.98);	Methadone treatment; homelessness; cocaine injection
Morris et al ⁵⁴	2008–11	Sydney, Australia	Cohort	294	NA	..	HCV: IRR 0.33 (0.09–1.14)	..
Morris et al ⁵⁴	2004–11	Montreal, Canada	Cohort	244	NA	..	HCV: IRR 1.16 (0.68–1.96)	..
Morris et al ⁵⁴	2000–11	San Francisco, USA	Cohort	398	NA	..	HCV: IRR 1.11 (0.68–1.83)	..
Mravčík (unpublished)	2002–05	Nine regions, Czech Republic	Cohort ⁵⁵	173	NA	..	HCV: IRR 0.81 (0.26–2.5)	..
Platt, Hope and Hickman (unpublished)	2006–09	Bristol, Leeds, and Birmingham, UK	Cross-sectional ^{56,57}	1247	Past 12 months	HCV: RR 1.22 (0.48–3.09); aRR 1.21 (0.44–3.16)	..	OST exposure; homelessness; injecting duration; use of cocaine
Roy (unpublished)	2003–16	Eastern central Canada and Quebec and Ontario, Canada	Cohort ⁵⁸	1735	Past 6 months	HIV: HR 1.76 (1.05–2.96); aHR 1.77 (1.03–3.02); HCV: HR: 1.08 (0.78–1.49); aHR 0.93 (0.67–1.29)	..	Homelessness; OST exposure; using syringes used by someone else; cocaine most often injected drug; injecting daily; age; gender; prostitution; urban sites
Sacks-Davis et al ⁵⁹	2004–12	Montreal, Canada	Cohort	854	Past 3 months	HCV: HR 2.38 (1.43–3.95); aHR 1.98 (1.18–3.32)	..	Recent cocaine injection; recently injected at least daily; prescription opioid injection by area of residence
Smyrnov (unpublished)	2013	29 cities, Ukraine	Cross-sectional ⁶⁰	9502	Past 6 months	HIV: OR 1.91 (0.26–14.18)	HIV: OR 1.65 (0.76–3.59)	..
Smyth et al ⁶¹	1992–99	Dublin, Ireland	Cohort	100	Since last visit	HCV: IRR 0.79 (0.42–1.48)	HCV: IRR 1.73 (1.03–2.89)	..
Spittal et al ⁶²	2003–09	Vancouver and Prince George, Canada	Cohort	148	Past 6 months	HCV: HR 1.25 (0.83–1.89)	HCV: HR 1.11 (0.59–2.09)	..
Strathdee (unpublished)	2006–10	Tijuana, Mexico (EC3)	Cohort ⁶³	1010	Past 6 months	HIV: IRR 0.84 (0.05–13.96)	HIV: HR 0.67 (0.25–1.85)	..
Strathdee (unpublished)	2011–16	Tijuana, Mexico (EC4)	Cohort ⁶⁴	737	Past 6 months	HIV: HR 0.67 (0.28–1.60)	HIV: HR 0.56 (0.25–1.26)	..
Suntharasamai et al ⁶⁵	1999–2003	Bangkok, Thailand	Cohort	2546	Past 6 months	HIV: HR 2.00 (1.40–2.70); aHR 1.40 (1.00–1.90)	..	Injection frequency; sharing needles; MMT use
Sypsa et al ⁶⁶	2012–13	Athens, Greece	Cohort	3320	NA	..	HIV: HR 2.4 (1.27–4.53); aHR 1.99 (0.98–3.85)	Age; gender; country of origin, homelessness; size of participants' injecting network; OST treatment; main substance of use; injecting drug use in past month; injecting frequency; sharing syringes; use of drugs shared between people with a used syringe
Tsui et al ⁶⁷	2000–13	San Francisco, USA	Cohort	552	Past 3 months	HCV: 1.58 (1.12–2.23)
Vallejo et al ⁶⁸	2001–06	Barcelona, Madrid, and Seville, Spain	Cohort	513	NA	..	HCV: IRR 1.20 (0.57–2.50)	..
Yen (unpublished)	2007–10	Taipei, Taiwan	Cohort ⁶⁹	236	NA	..	HIV: IRR 0.74 (0.04–14.4)	..

IRR=incidence rate ratio. HCV=hepatitis C virus. NA=not applicable. RR=relative risk. aRR=adjusted relative risk. HR=hazard ratio. aHR=adjusted hazard ratio. MMT=methodone maintenance treatment. aIRR=adjusted incidence rate ratio. OR=odds ratio. aOR=adjusted odds ratio. OST=opioid substitution therapy. ARYS=At Risk Youth Study. VIDUS=Vancouver Infection Drug Users Study. EC3=El Cuete Phase III. EC4=El Cuete Phase IV. Unpublished means that the estimates are unpublished.

Table: Study details and outcomes available

of the same cohort presenting data on the same outcome. One study published in non-English was included in the review; we obtained the dataset for this study directly and so did not depend on Google Translate to obtain the effect estimates or baseline characteristics.

The included studies (table) varied in average follow-up duration (longitudinal studies only 0.6–6.3 years), proportion of the sample who were women (0.0–59.8%), background HIV (0.0–34.2%) and HCV (18.6–82.0%) prevalence, HIV (0.1–25.3 per 100 person-years) and HCV (0.5–66 per 100 person-years) incidence, study period (1988–2016), and publication year (2000–17).

14 studies, including ten unpublished estimates, reported the effect of recent incarceration on HIV acquisition risk: 12 longitudinal studies and two cross-sectional. Definitions of recent incarceration in these studies included in the past 3 months, 6 months, or 12 months, or since last follow-up visit (scheduled for every 3 months; appendix). Recent incarceration was associated with an 81% increase in HIV acquisition risk (RR 1.81; 95% CI 1.40–2.34; $p < 0.0001$; figure 2) with moderate heterogeneity between studies ($I^2 = 63.5\%$; $p = 0.001$). Pooled effect estimates were higher across published studies (2.59; 1.91–3.52; $p < 0.0001$) than across unpublished studies (1.47; 1.14–1.90; $p = 0.003$; figure 2). The effect was reduced in studies that adjusted for confounders (1.48; 1.16–1.90; $p = 0.002$) and in studies at low to moderate risk of bias (1.65; 1.26–2.16; $p = 0.006$) but did not differ in other sensitivity analyses (appendix).

12 studies, including nine unpublished estimates, reported the effect of past incarceration on HIV acquisition risk: ten longitudinal studies and two cross-sectional. Past incarceration was not significantly associated with HIV acquisition risk (RR 1.25; 95% CI 0.94–1.65; $p = 0.112$; figure 3) with moderate heterogeneity between studies ($I^2 = 49.8\%$; $p = 0.025$). Pooled effect estimates were higher across published studies (RR 1.76; 95% CI 1.34–2.32; $p < 0.0001$) than across unpublished studies (RR 1.00; 0.73–1.38; $p = 0.980$). The effect was null among studies that adjusted for confounders (RR 1.06; 0.71–1.56; $p = 0.785$), studies reporting only HRs (HR 1.05; 0.67–1.64; $p = 0.842$), studies at low to moderate risk of bias (RR 1.06; 0.66–1.71; $p = 0.802$), and studies in which at least 90% of participants were recent injectors at baseline (RR 0.96, 0.63–1.48, $p = 0.864$; appendix).

In the meta-regression (appendix), there was no evidence that the effect of past or recent incarceration on HIV acquisition risk varied by geographical region or country income level. Published estimates of the effects of recent incarceration (ratio of RRs 1.76 [95% CI 1.12–2.76], $p = 0.018$) and past incarceration (1.76 [1.05–2.92], $p = 0.034$) were higher than unpublished estimates. The effect of recent incarceration was lower in studies involving older participants (mean or median age ≥ 34.3 years vs < 34.3 years; ratio of RRs 0.54 [0.33–0.87],

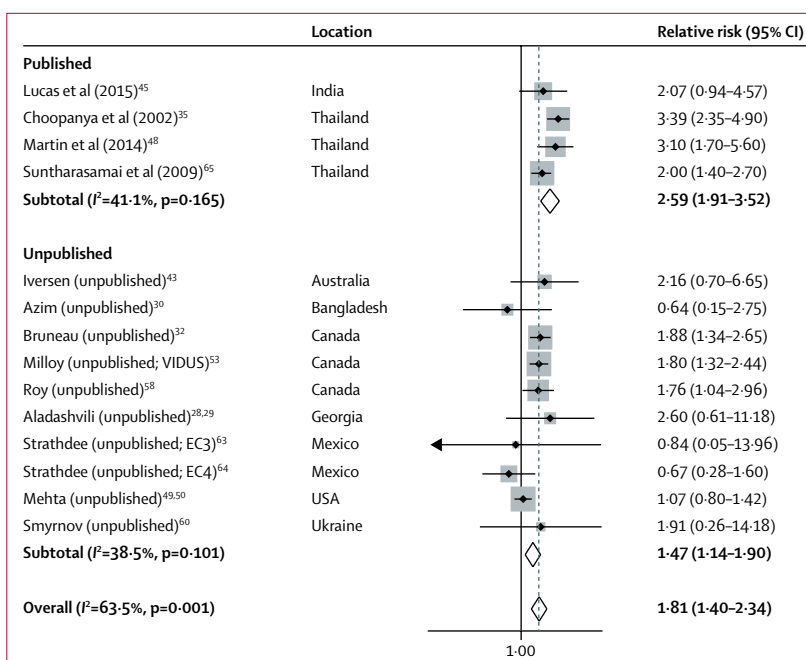


Figure 2: Meta-analysis of studies showing the crude effect of recent incarceration on the risk of HIV acquisition among people who inject drugs, by publication status.

VIDUS=Vancouver Infection Drug Users Study. EC3=El Cuete Phase III. EC4=El Cuete Phase IV.

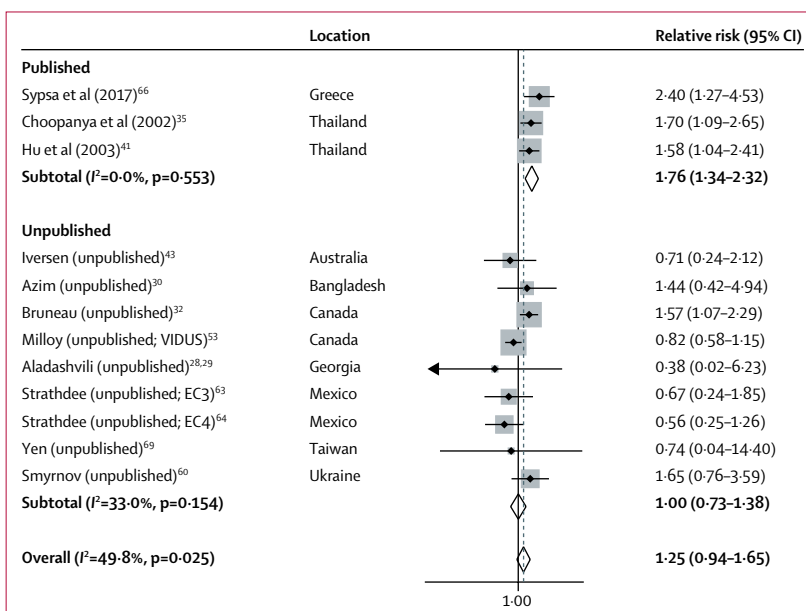


Figure 3: Meta-analysis of studies showing the crude effect of past incarceration on the risk of HIV acquisition among people who inject drugs, by publication status

VIDUS=Vancouver Infection Drug Users Study. EC3=El Cuete Phase III. EC4=El Cuete Phase IV.

$p = 0.016$), and the effect of past incarceration was lower in studies with a greater proportion of women (per 10% increase in the proportion of women; 0.78 [0.64–0.95], $p = 0.020$) and in studies spanning 4 years or more (vs studies spanning < 4 years; 0.56 [0.35–0.89], $p = 0.019$). Multivariable meta-regression analyses did not show any

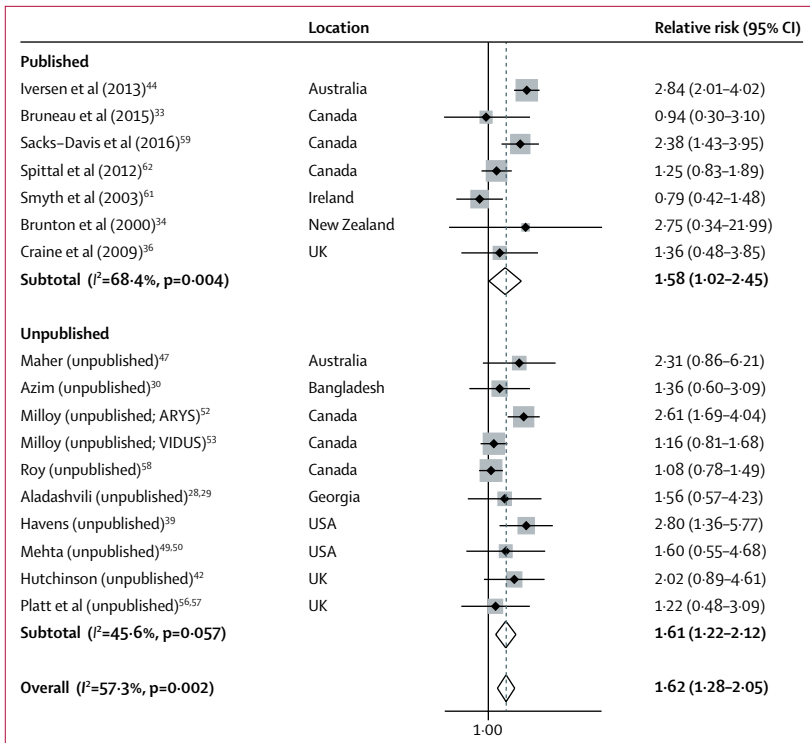


Figure 4: Meta-analysis of studies showing the crude effect of recent incarceration on the risk of hepatitis C virus acquisition among people who inject drugs, by publication status
 ARYS=At Risk Youth Study. VIDUS=Vancouver Infection Drug Users Study.

of these associations, but are likely to be underpowered (appendix).

18 studies, including ten unpublished estimates, reported the effect of recent incarceration on HCV acquisition risk: 14 longitudinal studies and three cross-sectional. Definitions of recent incarceration included in the past 3 months, 6 months, or 12 months, or since last follow-up visit (on average every 2 years in one study; unknown in the other; appendix). Recent incarceration was associated with a 62% increase in HCV acquisition risk (RR 1.62; 95% CI 1.28–2.05; $p<0.0001$; figure 4), with moderate heterogeneity between studies ($I^2=57.3\%$; $p=0.002$). Pooled effect estimates were similar across published (RR 1.58; 95% CI 1.02–2.45; $p=0.041$) and unpublished (1.61; 1.22–2.12; $p=0.001$) estimates. The effect was the same in studies that adjusted for confounders (1.60; 1.21–2.11; $p<0.0009$) and did not differ in other sensitivity analyses (appendix).

22 studies, including 11 unpublished estimates, reported the effect of past incarceration on HCV acquisition risk. Past incarceration was associated with a 21% increase in HCV acquisition risk (RR 1.21; 95% CI 1.02–1.43; $p=0.027$; figure 5), with moderate heterogeneity between studies ($I^2=50.6\%$; $p=0.004$). Pooled effect estimates were higher in published studies (1.39; 1.11–1.74; $p=0.004$) than in unpublished studies (1.05; 0.84–1.30; $p=0.680$). In sensitivity analyses (appendix), the effect was not significant in studies that adjusted for

confounders (1.12; 0.88–1.42; $p=0.366$), in those that had low to moderate risk of bias (0.96; 0.75–1.22; $p=0.724$), in those that reported only HRs (HR 0.92; 95% CI 0.68–1.25; $p=0.595$), and in those in which at least 90% of participants were recent injectors at baseline (RR 1.03; 95% CI 0.80–1.32; $p=0.824$).

In the univariable meta-regression, there was no evidence that the effect of past or recent incarceration on HCV acquisition risk varied by geographical region, country income level, or proportion of female participants (appendix). There was a greater effect for recent incarceration in countries with higher prevalences of incarceration (greater than or equal to the global average [144 per 100 000 population] or higher vs less than global average; ratio RRs 1.74 [95% CI 1.09–2.76], $p=0.022$; appendix). The effect of past incarceration was lower in more recent studies (midpoint of study October, 2005 or later vs earlier than October, 2005; ratio of RRs 0.69 [0.50–0.95], $p=0.024$; appendix). Multivariable meta-regression analyses did not show any of these associations, but are likely to be underpowered (appendix).

In univariable meta-regression (appendix) of the adjusted estimates of the effect of recent incarceration on HCV acquisition risk, there was no evidence that estimates adjusted for recent homelessness (ratio of RRs 0.66 [95% CI 0.37–1.17], $p=0.132$), or opioid substitution therapy exposure (0.68 [0.37–1.26], $p=0.192$), or recent stimulant injecting (0.90 [0.37–2.20], $p=0.795$) were lower than those not adjusting for these variables (appendix).

Visual inspection of the funnel plots (appendix) and Egger's tests ($p\geq 0.507$) found no evidence of publication bias. For the 66 estimates included in the meta-analyses, the most common rating on the Newcastle–Ottawa Scale was six ($n=19$) or seven ($n=15$) stars out of a possible nine, signifying a moderate risk of bias (higher ratings represent a lower risk of bias; appendix). The ratings varied from three ($n=1$) to nine ($n=7$) stars. The average rating did not vary across outcomes.

Discussion

We found strong evidence that recent incarceration is associated with increased HIV and HCV acquisition risk among PWID. Recent incarceration was associated with an 81% and 62% increased risk of HIV and HCV acquisition, respectively. Past incarceration was only weakly associated with an increase in HCV acquisition risk and was not associated with an increase in HIV acquisition risk; the association with HCV acquisition was removed in adjusted analyses.

There was evidence that the effect of recent incarceration on HCV acquisition risk was greater in studies from countries with higher prevalences of incarceration and that the effect of recent incarceration on HIV acquisition risk was lower in studies with older participants. There was also evidence that the effects of recent incarceration on HCV acquisition risk were lower

if adjusted for recent homelessness or exposure to opioid substitution therapy, although these results were not significant.

Our study strengthens previously published evidence through contacting a large number of authors of incidence studies with unpublished estimates, thereby minimising publication bias. Nonetheless, our study has several limitations.

Although the search was not limited by language or publication source, little data came from the countries with the largest populations of PWID.⁵ Furthermore, most included studies were from high-income countries (34 of 48), with no studies being included from low-income countries or the Middle East and Africa. Whereas we found moderate to high amounts of heterogeneity between studies, there was no evidence that this was explained by geographical region or country income level.

It is possible that the effect of past incarceration on HCV acquisition risk could partly be attributable to higher-risk PWID being more likely to be incarcerated. Similarly, some of the increased risk associated with recent incarceration could represent increased acquisition risk during or even before incarceration, rather than following release. The limited availability of data on HIV and HCV incidence among incarcerated PWID¹⁷ prevented any systematic comparisons between settings with low or high incidence in prisons. Importantly, however, when pooling estimates from Scotland and Australia, settings which both have documented low HCV incidence among incarcerated PWID,^{70,71} we found evidence of a strong effect of recent incarceration on HCV acquisition risk (appendix), suggesting increased risk after release. Additionally, there is evidence from Australia for lower HCV incidence in continuously incarcerated PWID than among PWID that are released and re-incarcerated,⁷¹ also suggesting heightened risk associated with release.

Data on incarceration were scarce in the studies and so we were unable to consider whether the effect of incarceration history differed by type of incarceration, duration of most recent sentence, whether opioid substitution therapy was given in prison, or overall frequency or length of incarceration. Future studies should include further detail on these factors.

It is probable that our multivariable, meta-regression analyses, which were prespecified in our protocol, suffered from a lack of power owing to the number of studies included in the review. As such, the findings of these analyses should be interpreted with care—specifically, a lack of evidence for an association does not mean that there is a lack of an association. It is important that future studies are designed to investigate how incarceration elevates HIV and HCV acquisition risk and what influences the magnitude of this increased risk.

All of the studies included in this meta-analysis were observational in nature, with many having a high risk of

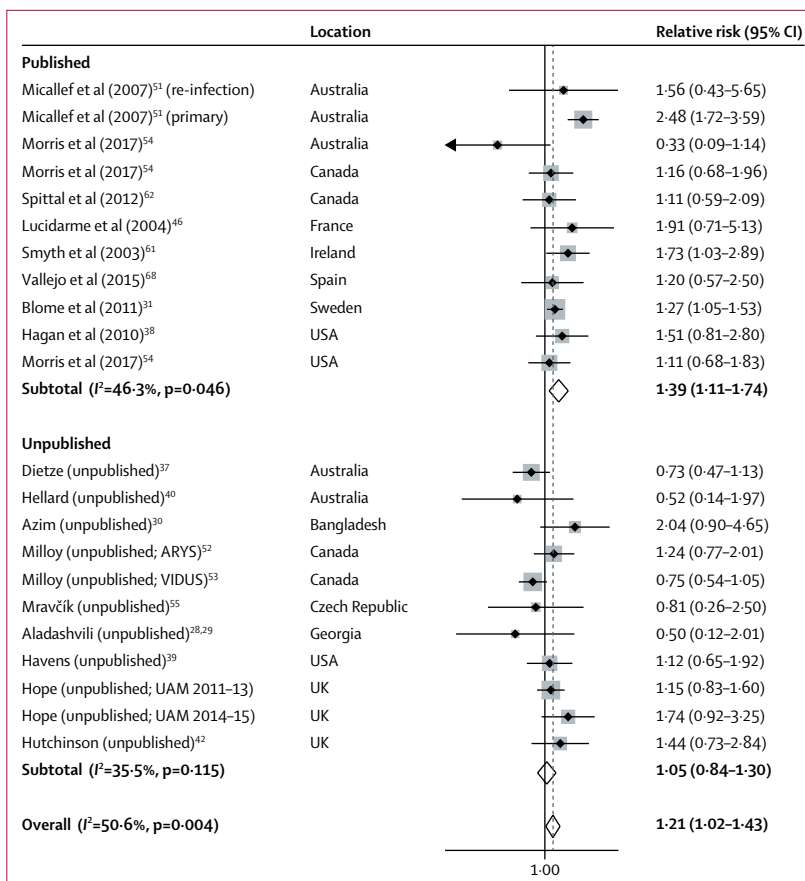


Figure 5: Meta-analysis of studies showing the crude effect of past incarceration on the risk of hepatitis C virus acquisition among people who inject drugs, by publication status

ARYS=At Risk Youth Study. VIDUS=Vancouver Infection Drug Users Study. UAM=Unlinked Anonymous Monitoring survey of people who inject drugs.

bias and few adjusting their effect estimates for potential confounders. Importantly, there were still strong associations between recent incarceration and increased HCV and HIV acquisition risk when limiting the analysis to adjusted estimates, or to studies at low to medium risk of bias.

Other studies have synthesised available evidence for the effect of interventions on HIV or HCV acquisition risk among PWID,^{19,72,73} considered the effect of polydrug use on HIV acquisition risk,²³ and assessed the effect of laws criminalising drug use on HIV prevention and treatment outcomes among PWID.¹² To our knowledge, however, this study is the first to have quantitatively synthesised available evidence on the effect of incarceration on HIV or HCV acquisition risk among PWID. Our findings are consistent with studies that find incarceration is associated with relapse to injecting drug use⁸ and that recently incarcerated PWID exhibit increased injecting risk behaviour^{10,11} and reduced access to harm reduction interventions¹⁴ compared with PWID who do not report recent incarceration. Our findings are also consistent with studies that indicate increased risk of drug-related

mortality following release.⁹ Whereas a reduction in opioid tolerance during incarceration is a probable explanation for this, evidence that elevated risk of mortality can persist for a year after release⁷⁴ also suggests a sustained period of unstable drug use following release.

Our findings suggest that incarceration is an important enhancer of HIV and HCV acquisition risk among PWID globally. The mechanisms through which this occurs are also likely to affect PWID who are already infected with HIV or HCV, further increasing the contribution of incarceration to elevating HIV and HCV transmission. Mathematical modelling considering these effects suggests that incarceration could be an important driver of HIV and HCV transmission among PWID in many settings.^{11,15–17} Additionally, our analysis suggests that the effects of incarceration might be greater in countries with high prevalences of incarceration, providing further impetus for reducing the incarceration of PWID.

Both opioid substitution therapy and needle and syringe programmes have been shown to be effective at reducing HCV and HIV transmission among PWID in the community.^{19,72,73} Although evidence of the effectiveness of opioid substitution therapy and needle and syringe programmes at reducing HIV and HCV transmission among PWID in prisons is scarce, there is evidence that prison-based opioid substitution therapy is associated with reduced injecting risk and increased treatment entry and retention following release,⁷⁵ and that prison-based needle and syringe programmes are effective at reducing syringe sharing among PWID and do not encourage drug use or represent a threat to safety.⁷⁶ It is therefore probable that prison-based harm reduction interventions, with effective linkage to services following release, could reduce the risk associated with incarceration, as suggested by recent modelling.^{11,17} Despite this, most countries do not provide opioid substitution therapy and needle and syringe programmes within prisons.⁷⁷

However, these interventions are unlikely to be sufficient to fully prevent the elevated risk associated with incarceration and the period after release. Incarceration is interlinked with many other social determinants of health, including poverty, unemployment, and homelessness, and so it is probable that addressing these factors will be important for reducing the elevated acquisition risk associated with recent incarceration. We found that the effects of recent incarceration on HCV acquisition risk were lower when estimates were adjusted for recent homelessness, although these results were not significant. Homelessness following release could be on the causal pathway or act in synergy with incarceration to further elevate HCV acquisition risk; thus, the provision of stable housing following release could reduce the effects of recent incarceration on acquisition risk. Further research is required to better elucidate the factors associated with incarceration that increase HIV and HCV acquisition risk, aiding the development of interventions to reduce these risks.

In conclusion, our study provides strong evidence that recent incarceration is associated with substantial increases in HIV and HCV acquisition risk among PWID. Owing to the high prevalences of incarceration among PWID, incarceration is likely to be an important driver of HCV and HIV transmission and transmission among PWID. Our findings add to the growing body of evidence for the harms associated with international drug policy, which result in many people who use drugs being incarcerated, and support calls for decriminalisation of illicit drug use and greater access to prison-based harm reduction, with linkage following release. However, it is likely that addressing many of the multiple social vulnerabilities experienced by PWID will also be required to fully reduce the risks associated with incarceration.

Contributors

JS and PV were responsible for conception and design of the study, aided by MH. JS did the literature searching and data analyses, with the guidance of PV and MH. JS, HF, AGL, JGW, ZW, LMac, AT, and SA contributed to the screening. JS and HF were responsible for data extraction. JS and PV contacted cohorts to request unpublished data. SAS, DA, LMah, JI, RSG, Y-FY, TA, SHM, MJM, MEH, RS-D, MAlar, TT, VM, MAlad, ER, PS, YS, AMY, JRH, VDH, MD, EH, SJH, NEP, AM, PMD, CA, JB, and GZ contributed unpublished data for the study. SAS, DA, LMah, JI, RSG, Y-FY, SHM, MJM, MEH, RS-D, MAlar, MAlar, ER, PS, YS, VDH, MD, EH, LP, PMD, CA, JB, GZ, JGW, and JS did additional analyses on the unpublished data. JS and PV wrote the first draft of the manuscript and all authors contributed to interpretation of data and critical revision of the Article.

Declaration of interests

JS reports non-financial support from Gilead Sciences, outside the submitted work. JB reports grants from Canadian Institute on Health Research and Fonds de Recherche du Québec en Santé, during the conduct of the study, and personal fees from Merck, Sharp & Dohme (MSD) and Gilead Sciences, outside the submitted work. MEH reports grants from Gilead Sciences, AbbVie, and GlaxoSmithKline, outside the submitted work. MAlar reports grants from Ministère de la santé et des services sociaux du Québec, during the conduct of the study, and grants from Canadian Institutes of Health Research and the Bill & Melinda Gates Foundation, outside the submitted work. CA reports grants from the National Health and Medical Research Council and from the Colonial Foundation Trust, during the conduct of the study. HF reports receiving an honorarium from MSD, outside the submitted work. PMD reports grants from National Health and Medical Research Council and Colonial Foundation Trust, during the conduct of the study, and grants from Gilead Sciences and Indivior, outside the submitted work. MH reports personal fees from Gilead Sciences, AbbVie, and MSD, outside the submitted work. NKM reports grants and other from Gilead Sciences and MSD, outside the submitted work. AMY reports grants from the National Institute on Drug Abuse, during the conduct of the study. GZ reports grants from the Canadian Institutes on Health Research and Fonds de Recherche en Santé du Québec, during the conduct of the study. FLA reports personal fees from MSD, Gilead Sciences, Simply Speaking HIV, and Clinical Care Options, outside the submitted work, and grants awarded to Yale University from Gilead Sciences, MSD, National Institutes of Health, the National Institute on Drug Abuse, the Substance Abuse and Mental Health Services Administration and the Health Resources and Services Administration. PV reports grants from National Institute of Drug Abuse and National Institute of Health Research, during the conduct of the study. JGW reports grants from CDC Foundation, during the conduct of the study. All other authors declare no competing interests.

Acknowledgments

JS acknowledges funding from a PhD scholarship from the Engineering and Physical Sciences Research Council (EPSRC). HF, PV, and NKM

acknowledge funding from the National Institute for Drug Abuse (NIDA; R01DA03773). JGW acknowledges funding from the CDC Foundation. AT's PhD has been funded by the National Institute for Health Research (NIHR) Health Protection Research Unit (HPRU) in Evaluation of Interventions at the University of Bristol in partnership with Public Health England. VM acknowledges institutional support from Charles University, PROGRES Programme number Q06/LF1 and by the Project number LO1611 with financial support from the Czech Ministry of Youth and Sport under the National Heitage Institute (NPU) I programme. JB acknowledges funding from the Canadian Institutes of Health Research and from the Fonds de la Recherche en Santé du Québec. SAS acknowledges funding from NIDA (R37DA019829). ER and MAlar acknowledge the support from the Public Health Agency of Canada and the Ministère de la santé et des services sociaux du Québec. AMY and JRH were supported by the National Institute of Health (R01DA024598 and R01DA033862). RSG was supported by the National Institutes for Health (R01-DA031074). RS-D and MEH acknowledge fellowship support from the Australian National Health and Medical Research Council and funding from the Victorian Operational Infrastructure Support Program to the Burnet Institute. LMah and JI acknowledge fellowship support from the Australian National Health and Medical Research Council (NHMRC); the Australian Needle and Syringe Program Survey is funded by the Australian Government Department of Health and the Hepatitis Incidence and Transmission Study—community was funded by the Australian NHMRC (project grant number 630483). LMac acknowledges funding from a PhD scholarship from the EPSRC. SHM acknowledges funding from the National Institutes of Health (R01DA012568 and U01DA036297) for the ALIVE cohort. TA acknowledges funding from AusAID (GR-00376 to icddr,b). NKM acknowledges funding from the University of California San Diego Center for AIDS Research, a National Institute of Health funded programme (P30 AI036214). FLA acknowledges funding from NIDA (K24 DA017072, R01 DA043125, R01 DA029910, R01 DA033679, R01 DA041271, R21 DA042702, R21 DA041953 and R01 DA030762). PV and MH acknowledge support from the NIHR HPRU in Evaluation of Interventions. MEH acknowledges NIHR Biomedical Research Centre at University of Bristol and NIHR School of Public Health Research. The views expressed are those of the authors and not necessarily those of the National Health Service, the NIHR, the Department of Health and Social Care, or Public Health England.

References

- Lozano R, Naghavi M, Foreman K, et al. Global and regional mortality from 235 causes of death for 20 age groups in 1990 and 2010: a systematic analysis for the Global Burden of Disease Study 2010. *Lancet* 2013; **380**: 2095–128.
- Stanaway JD, Flaxman AD, Naghavi M, et al. The global burden of viral hepatitis from 1990 to 2013: findings from the Global Burden of Disease Study 2013. *Lancet* 2016; **388**: 1081–88.
- Degenhardt L, Charlson F, Stanaway J, et al. Estimating the burden of disease attributable to injecting drug use as a risk factor for HIV, hepatitis C, and hepatitis B: findings from the Global Burden of Disease Study 2013. *Lancet Infect Dis* 2016; **16**: 1385–98.
- UNAIDS. UNAIDS data. 2017. http://www.unaids.org/sites/default/files/media_asset/20170720_Data_book_2017_en.pdf. (accessed Aug 8, 2018).
- Degenhardt L, Peacock A, Colledge S, et al. Global prevalence of injecting drug use and sociodemographic characteristics and prevalence of HIV, HBV, and HCV in people who inject drugs: a multistage systematic review. *Lancet Glob Health* 2017; **5**: e1192–207.
- WHO–UNODC–UNAIDS. Effectiveness of interventions to address HIV in prisons (Evidence For Action Technical Paper). Geneva: World Health Organization; 2007.
- Binswanger IA, Nowels C, Corsi KF, et al. Return to drug use and overdose after release from prison: a qualitative study of risk and protective factors. *Addict Sci Clin Pract* 2012; **7**: 3.
- Genberg BL, Astemborski J, Vlahov D, Kirk GD, Mehta SH. Incarceration and injection drug use in Baltimore, Maryland. *Addiction* 2015; **110**: 1152–59.
- Merrall EL, Kariminia A, Binswanger IA, et al. Meta-analysis of drug-related deaths soon after release from prison. *Addiction* 2010; **105**: 1545–54.
- Wood E, Li K, Small W, Montaner JS, Schechter MT, Kerr T. Recent incarceration independently associated with syringe sharing by injection drug users. *Public Health Rep* 2005; **120**: 150–56.
- Altice FL, Azbel L, Stone J, et al. The perfect storm: incarceration and the high-risk environment perpetuating transmission of HIV, hepatitis C virus, and tuberculosis in eastern Europe and central Asia. *Lancet* 2016; **388**: 1228–48.
- DeBeck K, Cheng T, Montaner JS, et al. HIV and the criminalisation of drug use among people who inject drugs: a systematic review. *Lancet HIV* 2017; **4**: e357–74.
- Topp L, Iversen J, Baldry E, Maher L. Collaboration of Australian NSPs. Housing instability among people who inject drugs: results from the Australian needle and syringe program survey. *J Urban Health* 2013; **90**: 699–716.
- Koehn JD, Bach P, Hayashi K, et al. Impact of incarceration on rates of methadone use in a community recruited cohort of injection drug users. *Addict Behav* 2015; **46**: 1–4.
- Stone J, Martin NK, Hickman M, et al. Modelling the impact of incarceration and prison-based hepatitis C virus (HCV) treatment on HCV transmission among people who inject drugs in Scotland. *Addiction* 2017; **112**: 1302–14.
- Csete J, Kamarulzaman A, Kazatchkine M, et al. Public health and international drug policy. *Lancet* 2016; **387**: 1427–80.
- Dolan K, Wirtz AL, Moazen B, et al. Global burden of HIV, viral hepatitis, and tuberculosis in prisoners and detainees. *Lancet* 2016; **388**: 1089–102.
- MacArthur GJ, Minozzi S, Martin N, et al. Opiate substitution treatment and HIV transmission in people who inject drugs: systematic review and meta-analysis. *BMJ* 2012; **345**: e5945.
- Platt L, Minozzi S, Reed J, et al. Needle syringe programmes and opiate substitution therapy for preventing hepatitis C transmission in people who inject drugs. *Cochrane Database Syst Rev* 2017; **9**: CD012021.
- Zhang J, Yu KF. What's the relative risk? A method of correcting the odds ratio in cohort studies of common outcomes. *JAMA* 1998; **280**: 1690–91.
- Wells G, Shea B, O'Connell D, Peterson J, Welch V, Losos M. The Newcastle–Ottawa Scale (NOS) for assessing the quality of nonrandomised studies in meta-analyses. http://www.ohri.ca/programs/clinical_epidemiology/oxford.asp (accessed April 5, 2017).
- Larney S, Tson B, Burns L, Dolan K. Effect of prison-based opioid substitution treatment and post-release retention in treatment on risk of re-incarceration. *Addiction* 2012; **107**: 372–80.
- Tavitiyan-Exley I, Vickerman P, Bastos FI, Boily MC. Influence of different drugs on HIV risk in people who inject: systematic review and meta-analysis. *Addiction* 2015; **110**: 572–84.
- Turner KM, Hutchinson S, Vickerman P, et al. The impact of needle and syringe provision and opiate substitution therapy on the incidence of hepatitis C virus in injecting drug users: pooling of UK evidence. *Addiction* 2011; **106**: 1978–88.
- Lloyd-Smith E, Wood E, Li K, Montaner JS, Kerr T. Incidence and determinants of initiation into cocaine injection and correlates of frequent cocaine injectors. *Drug Alcohol Depend* 2009; **99**: 176–82.
- Egger M, Davey Smith G, Schneider M, Minder C. Bias in meta-analysis detected by a simple, graphical test. *BMJ* 1997; **315**: 629–34.
- Huedo-Medina TB, Sanchez-Meca J, Marin-Martinez F, Botella J. Assessing heterogeneity in meta-analysis: Q statistic or I² index? *Psychol Methods* 2006; **11**: 193–206.
- Kuniholm MH, Aladashvili M, Rio CD, et al. Not all injection drug users are created equal: heterogeneity of HIV, hepatitis C virus, and hepatitis B virus infection in Georgia. *Subst Use Misuse* 2008; **43**: 1424–37.
- Shapatava E, Nelson KE, Tsertsvadze T, Del Rio C. Risk behaviors and HIV, hepatitis B, and hepatitis C seroprevalence among injection drug users in Georgia. *Drug Alcohol Depend* 2006; **82**: S35–S38.
- Azim T, Chowdhury EI, Reza M, et al. Prevalence of infections, HIV risk behaviors and factors associated with HIV infection among male injecting drug users attending a needle/syringe exchange program in Dhaka, Bangladesh. *Subst Use Misuse* 2008; **43**: 2124–44.

- 31 Blome MA, Bjorkman P, Flamholz L, Jacobsson H, Molnegren V, Widell A. Minimal transmission of HIV despite persistently high transmission of hepatitis C virus in a Swedish needle exchange program. *J Viral Hepat* 2011; **18**: 831–39.
- 32 Bruneau J, Daniel M, Abrahamowicz M, Zang G, Lamothe F, Vincelette J. Trends in human immunodeficiency virus incidence and risk behavior among injection drug users in Montreal, Canada: a 16-year longitudinal study. *Am J Epidemiol* 2011; **173**: 1049–58.
- 33 Bruneau J, Zang G, Jutras-Aswad D, et al. Hepatitis C spontaneous clearance may induce partial protection against reinfection among persons who inject drugs: results from a cohort study. *J Hepatol* 2015; **62**: S828.
- 34 Brunton C, Kemp R, Raynel P, Harte D, Baker M. Cumulative incidence of hepatitis C seroconversion in a cohort of seronegative injecting drug users. *NZ Med J* 2000; **113**: 98–101.
- 35 Choopanya K, Des Jarlais DC, Vanichseni S, et al. Incarceration and risk for HIV infection among injection drug users in Bangkok. *J Acquir Immune Defic Syndr* 2002; **29**: 86–94.
- 36 Craine N, Hickman M, Parry JV, et al. Incidence of hepatitis C in drug injectors: the role of homelessness, opiate substitution treatment, equipment sharing, and community size. *Epidemiol Infect* 2009; **137**: 1255–65.
- 37 Horyniak D, Higgs P, Jenkinson R, et al. Establishing the Melbourne Injecting Drug User Cohort Study (MIX): rationale, methods, and baseline and twelve-month follow-up results. *Harm Reduct J* 2013; **10**: 11.
- 38 Hagan H, Pouget ER, Williams IT, et al. Attribution of hepatitis C virus seroconversion risk in young injection drug users in 5 US cities. *J Infect Dis* 2010; **201**: 378–85.
- 39 Havens JR, Lofwall MR, Frost SD, Oser CB, Leukefeld CG, Crosby RA. Individual and network factors associated with prevalent hepatitis C infection among rural Appalachian injection drug users. *Am J Public Health* 2013; **103**: e44–52.
- 40 Aspinall E, Weir A, Sacks-Davis R, et al. Does informing people who inject drugs of their hepatitis C status influence their injecting behaviour? Analysis of the Networks II study. *Int J Drug Policy* 2014; **25**: 179–82.
- 41 Hu DJ, Vanichseni S, Mock PA, et al. HIV type 1 incidence estimates by detection of recent infection from a cross-sectional sampling of injection drug users in Bangkok: use of the IgG capture BED enzyme immunoassay. *AIDS Res Hum Retroviruses* 2003; **19**: 727–30.
- 42 Palmateer NE, Taylor A, Goldberg DJ, et al. Rapid decline in HCV incidence among people who inject drugs associated with national scale-up in coverage of a combination of harm reduction interventions. *PLoS One* 2014; **9**: e104515.
- 43 Iversen J, Wand H, Topp L, Kaldor J, Maher L. Extremely low and sustained HIV incidence among people who inject drugs in a setting of harm reduction. *AIDS* 2014; **28**: 275–78.
- 44 Iversen J, Wand H, Topp L, Kaldor J, Maher L. Reduction in HCV incidence among injection drug users attending needle and syringe programs in Australia: a linkage study. *Am J Public Health* 2013; **103**: 1436–44.
- 45 Lucas GM, Solomon SS, Srikrishnan AK, et al. High HIV burden among people who inject drugs in 15 Indian cities. *AIDS* 2015; **29**: 619–28.
- 46 Lucidarme D, Bruandet A, Ille D, et al. Incidence and risk factors of HCV and HIV infections in a cohort of intravenous drug users in the North and East of France. *Epidemiol Infect* 2004; **132**: 699–708.
- 47 Memedovic S, Iversen J, Geddes L, and Maher L. Australian Needle Syringe Program Survey National Data Report 2012–2016: prevalence of HIV, HCV and injecting and sexual behaviour among NSP attendees. Sydney: Kirby Institute, UNSW Sydney; 2017. https://kirby.unsw.edu.au/sites/default/files/kirby/report/ANSPS_National-Data-Report-2012-2016.pdf (accessed July 7, 2017).
- 48 Martin M, Vanichseni S, Suntharasamai P, et al. Risk behaviors and risk factors for HIV infection among participants in the Bangkok tenofovir study, an HIV pre-exposure prophylaxis trial among people who inject drugs. *PLoS One* 2014; **9**: e92809.
- 49 Mehta SH, Astemborski J, Kirk GD, et al. Changes in blood-borne infection risk among injection drug users. *J Infect Dis* 2011; **203**: 587–94.
- 50 Mehta SH, Galai N, Astemborski J, et al. HIV incidence among injection drug users in Baltimore, Maryland (1988–2004). *J Acquir Immune Defic Syndr* 2006; **43**: 368–72.
- 51 Micallef JM, Macdonald V, Jancey M, et al. High incidence of hepatitis C virus reinfection within a cohort of injecting drug users. *J Viral Hepat* 2007; **14**: 413–18.
- 52 Wood E, Stoltz J-A, Montaner JS, Kerr T. Evaluating methamphetamine use and risks of injection initiation among street youth: the ARYS study. *Harm Reduct J* 2006; **3**: 18.
- 53 Kerr T, Shannon K, Ti L, et al. Sex work and HIV incidence among people who inject drugs. *AIDS* 2016; **30**: 627–34.
- 54 Morris MD, Shiboski S, Bruneau J, et al. Geographic differences in temporal incidence trends of hepatitis C virus infection among people who inject drugs: the InC3 collaboration. *Clin Infect Dis* 2017; **64**: 860–69.
- 55 Mravčik V, Petrošová B, Zábanský T, Reháč V, Coufalová M. Výskyt VHC UI Njekcnich Uzivatelu Drog. *Edisko Pro Drogov Zavislosti* 2009: 1–80.
- 56 Mills H, Colijn C, Vickerman P, Leslie D, Hope V, Hickman M. Respondent driven sampling and community structure in a population of injecting drug users, Bristol, UK. *Drug Alcohol Depend* 2012; **126**: 324–32.
- 57 Hope V, Hickman M, Parry J, Ncube F. Factors associated with recent symptoms of an injection site infection or injury among people who inject drugs in three English cities. *Int J Drug Policy* 2014; **25**: 303–7.
- 58 Roy E, Richer I, Morissette C, et al. Temporal changes in risk factors associated with HIV seroconversion among injection drug users in eastern central Canada. *AIDS* 2011; **25**: 1897–903.
- 59 Sacks-Davis R, Daniel M, Roy E, et al. The role of living context in prescription opioid injection and the associated risk of hepatitis C infection. *Addiction* 2016; **111**: 1985–96.
- 60 International HIV/AIDS Alliance in Ukraine. Integrated Behavioral and Biological Assessment 2013 –national survey of PWID (n=9502) in 29 cities. http://www.aidsalliance.org.ua/ru/library/our/2014/arep14/zvit%201DU_obl_eng.pdf (accessed Sept 14, 2015).
- 61 Smyth B, O'Connor J, Barry J, Keenan E. Retrospective cohort study examining incidence of HIV and hepatitis C infection among injecting drug users in Dublin. *Epidemiol Community Health* 2003; **57**: 310–11.
- 62 Spittal PM, Pearce ME, Chavoshi N, et al. The Cedar Project: high incidence of HCV infections in a longitudinal study of young Aboriginal people who use drugs in two Canadian cities. *BMC Public Health* 2012; **12**: 632.
- 63 Strathdee SA, Lozada R, Pollini RA, et al. Individual, social, and environmental influences associated with HIV infection among injection drug users in Tijuana, Mexico. *J Acquir Immune Defic Syndr* 2008; **47**: 369.
- 64 Harvey-Vera AY, González-Zúñiga P, Vargas-Ojeda AC, et al. Risk of violence in drug rehabilitation centers: perceptions of people who inject drugs in Tijuana, Mexico. *Subst Abuse Treat Prev Policy* 2016; **11**: 5.
- 65 Suntharasamai P, Martin M, Vanichseni S, et al. Factors associated with incarceration and incident human immunodeficiency virus (HIV) infection among injection drug users participating in an HIV vaccine trial in Bangkok, Thailand, 1999–2003. *Addiction* 2009; **104**: 235–42.
- 66 Sypsa V, Psychogiou M, Paraskevis D, et al. Rapid decline in HIV incidence among persons who inject drugs during a fast-track combination prevention program after an HIV outbreak in Athens. *J Infect Dis* 2017; **215**: 1496–505.
- 67 Tsui JJ, Evans JL, Lum PJ, Hahn JA, Page K. Association of opioid agonist therapy with lower incidence of hepatitis C virus infection in young adult injection drug users. *JAMA Intern Med* 2014; **174**: 1974–81.
- 68 Vallejo F, Barrio G, Brugal MT, et al. High hepatitis C virus prevalence and incidence in a community cohort of young heroin injectors in a context of extensive harm reduction programmes. *J Epidemiol Community Health* 2015; **69**: 599–603.
- 69 Yen YF, Rodwell TC, Yen MY, et al. HIV infection risk among injection drug users in a methadone maintenance treatment program, Taipei, Taiwan 2007–2010. *Am J Drug Alcohol Abuse* 2012; **38**: 544–50.
- 70 Taylor A, Munro A, Allen E, et al. Low incidence of hepatitis C virus among prisoners in Scotland. *Addiction* 2013; **108**: 1296–304.

- 71 Luciani F, Bretaña NA, Teutsch S, et al. A prospective study of hepatitis C incidence in Australian prisoners. *Addiction* 2014; **109**: 1695–706.
- 72 Aspinall EJ, Nambiar D, Goldberg DJ, et al. Are needle and syringe programmes associated with a reduction in HIV transmission among people who inject drugs: a systematic review and meta-analysis. *Int J Epidemiol* 2013; **43**: 235–48.
- 73 MacArthur GJ, Minozzi S, Martin N, et al. Opiate substitution treatment and HIV transmission in people who inject drugs: systematic review and meta-analysis. *BMJ* 2012; **345**: e5945.
- 74 Kinner SA, Forsyth S, Williams G. Systematic review of record linkage studies of mortality in ex-prisoners: why (good) methods matter. *Addiction* 2013; **108**: 38–49.
- 75 Hedrich D, Alves P, Farrell M, Stöver H, Möller L, Mayet S. The effectiveness of opioid maintenance treatment in prison settings: a systematic review. *Addiction* 2012; **107**: 501–17.
- 76 Stöver H, Hariga F. Prison-based needle and syringe programmes (PNSP)—still highly controversial after all these years. *Drugs Educ Prev Policy* 2016; **23**: 103–12.
- 77 Kamarulzaman A, Reid SE, Schwitters A, et al. Prevention of transmission of HIV, hepatitis B virus, hepatitis C virus, and tuberculosis in prisoners. *Lancet* 2016; **388**: 1115–26.