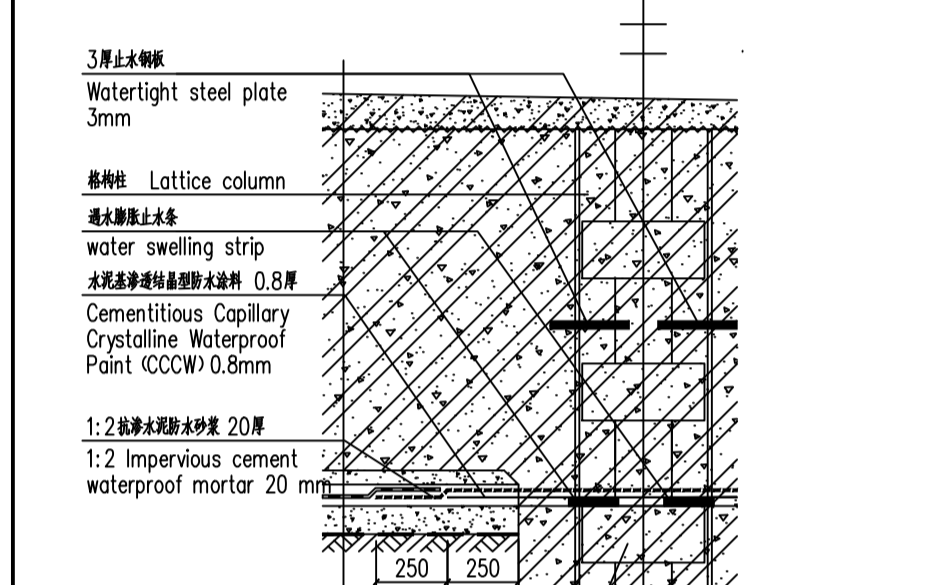


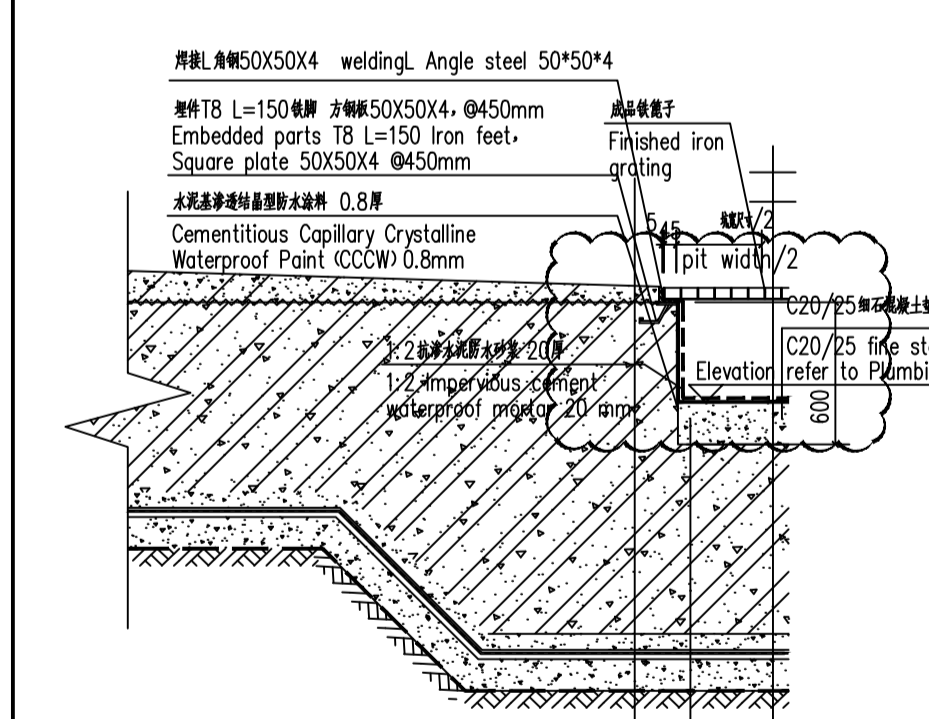
Pile head detail

Stress reinforcement of pile foundation
water swelling strip
Cementitious Capillary Crystalline Waterproof Point (CCCW) 0.8mm
1:2 Impervious cement waterproof mortar 20mm



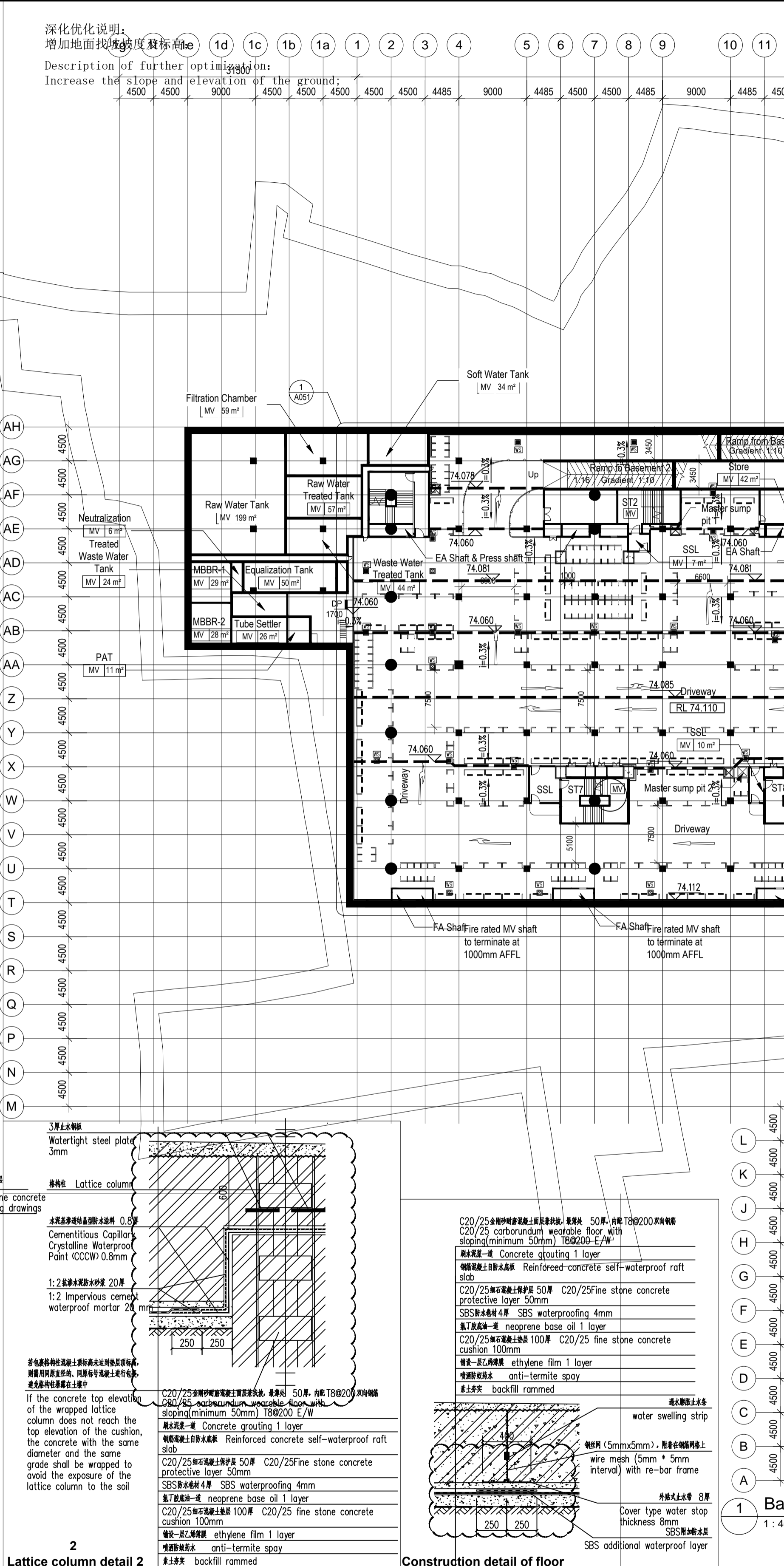
Lattice column detail 1

Waterlight steel plate 3mm
Lattice column
water swelling strip
Cementitious Capillary Crystalline Waterproof Point (CCCW) 0.8mm
1:2 Impervious cement waterproof mortar 20mm

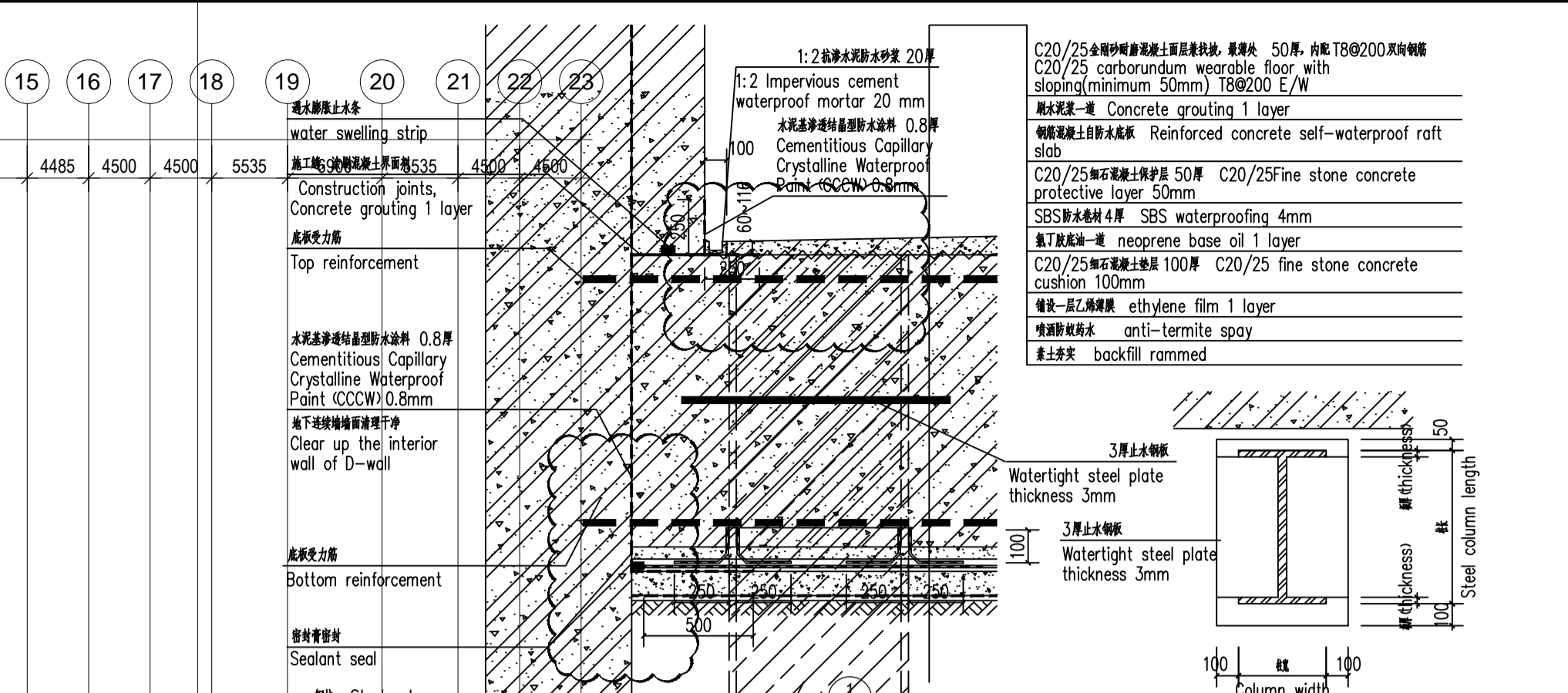


Lattice column detail 2

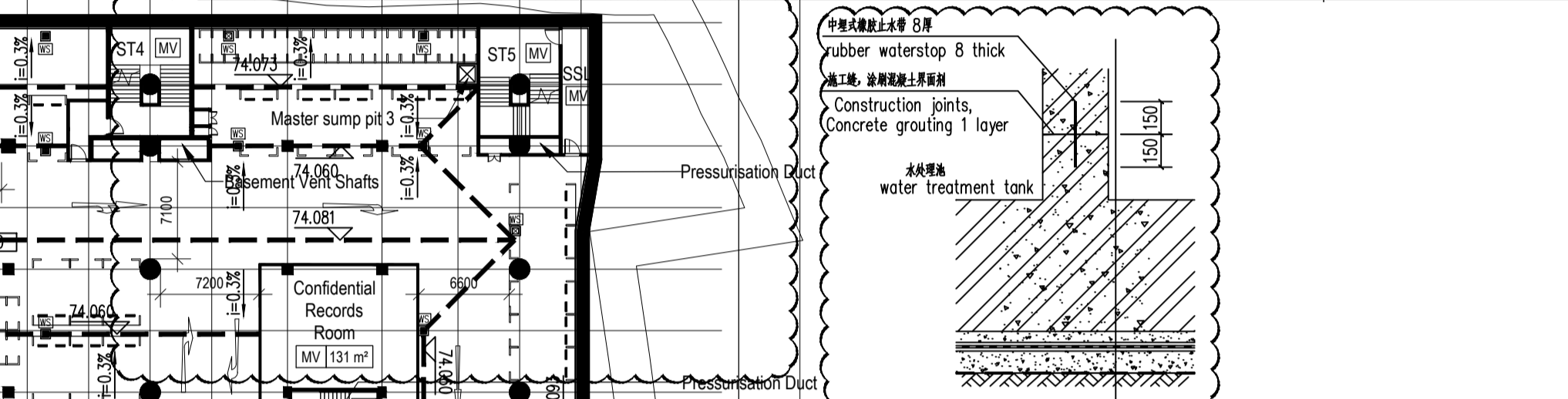
Waterlight steel plate 3mm
Lattice column
water swelling strip
Cementitious Capillary Crystalline Waterproof Point (CCCW) 0.8mm
1:2 Impervious cement waterproof mortar 20mm



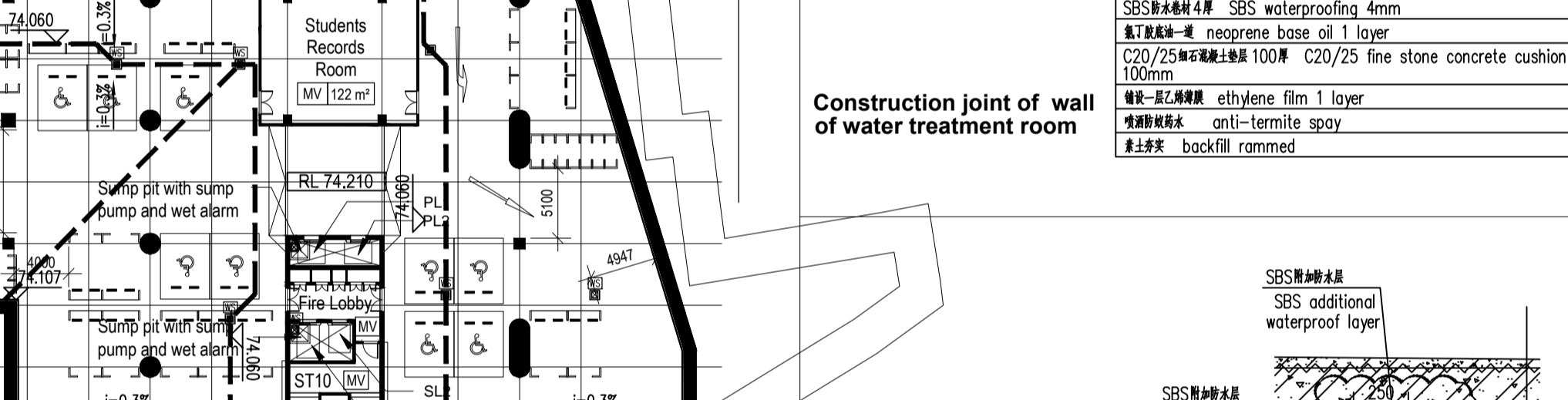
Basement 3 Plan
1:400



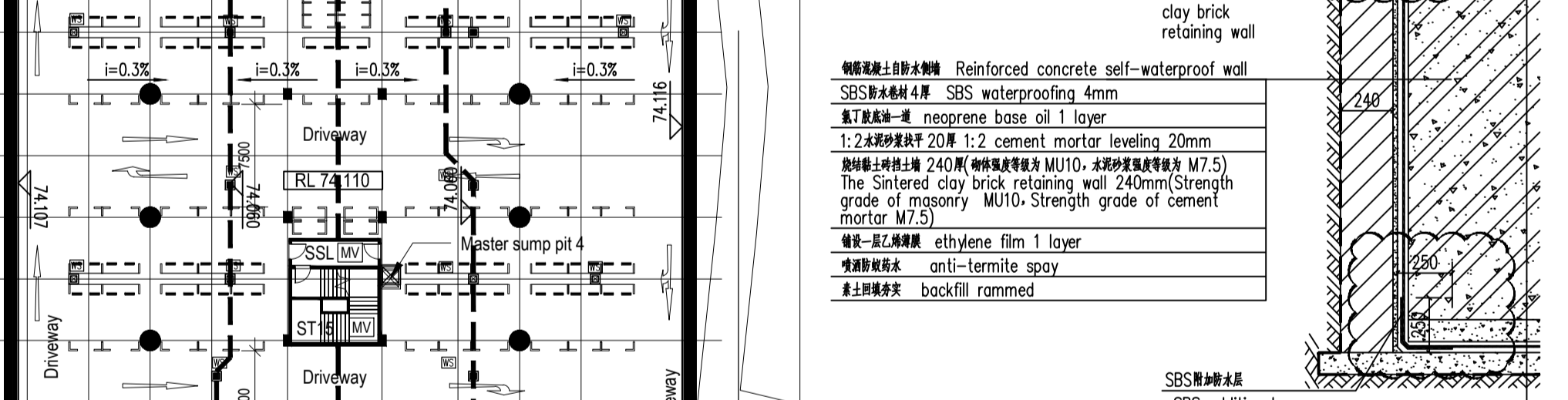
Floor and side wall detail



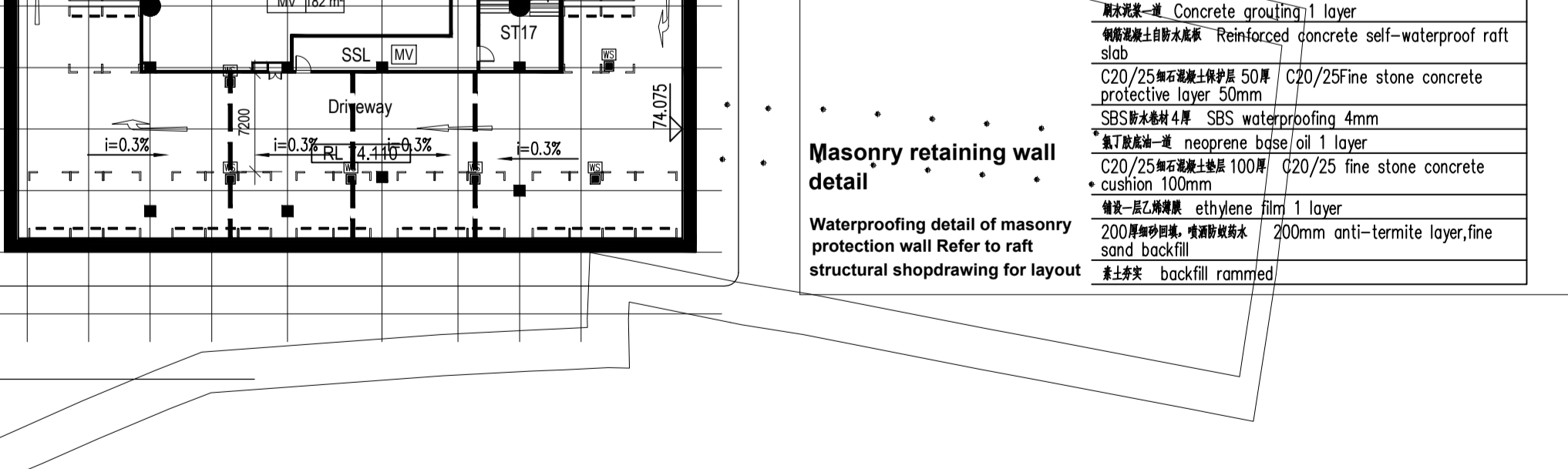
Construction joint of wall of water treatment room



Masonry retaining wall detail



Waterproofing detail of masonry protection wall



Construction detail of floor

Room Schedule (Basement 3)		
Name	Count	Area
NV1		
AC Riser	1	EA
Basement Parking 3	1	JEA
Basement vent Shafts	1	EA
EA Shaft	2	EA
IT Riser	1	EA
North Lift Lobby	1	EA
Press Duct	1	EA
SSL	1	FFA
MV		
Bar Screen	1	EA
Confidential Records Room	1	FFA
Equalization Tank	1	EA
Exam Paper	1	EA
Filtration Chamber	1	EA
Fire Lobby	1	EA
Lift Shaft	2	EA
MBBR-1	1	EA
MBBR-2	1	EA
Neutralization	1	EA
PAT	1	FFA
Raw Water Tank	1	FJA
Raw Water Treated Tank	1	EA
Soft Water Tank	1	EA
SSL	8	EA
ST1	1	EA
ST2	1	EA
ST4	1	EA
ST5	1	EA
ST6	1	EA
ST8	1	EA
ST10	1	EA
ST15	1	EA
ST17	1	EA
Store	1	EA
Students Records Room	1	FGA
Treated Waste Water Tank	1	EA
Tube Settler	1	EA
Waste Water Treated Tank	1	EA
Grand total:	46	FE JJA

Parking Schedule		
Level	Description	Count
Basement 1		80
Basement 2		182
Basement 3		197
		459
Buspark		
Basement 1	12000 X 3300	11
		11
Buspark_Small		
Basement 1	7200 X 2400	4
		4
Motorcycle Lots		
Basement 1	2400 X 900	55
Basement 2	2400 X 900	158
Basement 3	2400 X 900	130
		343
Universal Carpark		
Basement 1	4800 X 3600	2
Basement 2	4800 X 3600	6
Basement 3	4800 X 3600	9
		17
Storey	RL (FDL 000)	
Basement 3	74.210	

Notes:

- Refer to floor finish plans for layout and floor pattern setting-out for all common area floors.
- Refer to detailed plans for layout of specialized rooms.
- Refer to drainage plan for drainage routing for the site and external areas.
- The MEP symbols represents location and not actual size.

BRAC University | W O H A DESIGNS PTE LTD | J.A. Architects Limited | Web Structures Pte Ltd | EMCS | Techno Consultants | ARUP Singapore Pte Ltd | Transsolar Energietechnik GmbH | Atelier Dreiseitl GmbH | BRAC University | Basement 3 Plan

Contractor: BUGC-ABC JOINT VENTURE BEIJING URBAN CONSTRUCTION GROUP CO., LTD ASSOCIATED BUILDERS CORPORATION LTD

SCALE: As indicated | DATE: 13 MAY 2019 | DRAWN BY: LL | CHECKED BY: LL | REV: 155 | FILE NAME: BRACU-AR-A010-2