

Report On

**“An analysis of Deposit Mobilization and Foreign Remittance performance Of  
Agrani Bank Limited”**

By

**Anusroa Mallik**

**Student ID: 17304066**

**An internship report was submitted to BRAC Business School in partial  
fulfillment of the requirements for the degree of Bachelor of Business  
Administration.**

**BRAC Business School**

**BRAC University**

**January 2022**

© 2022. BRAC University  
All rights reserved.

## **Declaration**

It is hereby declared that

1. The internship report submitted is my/our original work while completing my degree at Brac University.
2. The report does not contain material previously published or written by a third party, except where this is appropriately cited through full and accurate referencing.
3. The report does not contain material, which has been accepted, or submitted, for any other degree or diploma at a university or other institution.
4. I/We have acknowledged all main sources of help.

**Student's Full Name & Signature:**

---

**Anusroa Mallik**  
Student ID: 17304066

**Supervisor's Full Name & Signature:**

---

**Sang. H. Lee**  
Professor & Dean  
BRAC Business School  
BRAC University

## **Letter of Transmittal**

Date: January 7, 2022

Sang. H. Lee

Professor and Dean

BRAC Business School

BRAC University

66 Mohakhali, Dhaka-1212

Subject: Submission of Internship Report

Dear Sir,

I'm giving in my internship project, which is a necessity of the Undergraduate program. Being under your supervision is a tremendous privilege for me.

Essentially, the report is based on " An analysis of Deposit Mobilization and Foreign Remittance performance Of Agrani Bank Limited." I was appointed to the position at Agrani Bank Limited, and I was assigned to the Tejgaon Corporate branch. I spent 90 days there working for Agrani Bank Limited's senior officer, Indrajit Kumar Kundu.

As a result, I wish and expect that you will approve my report and provide your valuable judgment. This would be a massive accomplishment for me if you could uncover any relevant and helpful feedback.

Sincerely yours,

---

Anusroa Mallik

17304066

BRAC Business School

BRAC University

## **Non-Disclosure Agreement**

[This page is for Non-Disclosure Agreement between the Company and The Student]

This agreement is made and entered into by and between Agrani Bank Limited and the undersigned student at BRAC University Anusroa Mallik (ID: 17304066).

## **Acknowledgment**

Initially, I am grateful to Almighty Allah for exemplifying my potential to execute my duties as an intern in this dreadful condition as well as complete it on schedule in a reasonable timeframe.

Sang. H. Lee, professor, and dean of BRAC University's business school has agreed to be my advisor. Furthermore, I am glad to Mr. Khalekuzzaman, the manager of Agrani Bank Limited, as well as Indrajit Kumar Kundu, my corporate supervisor. It is quite challenging for me to conclude my research without their assistance.

Finally, I owe respect and gratitude to OCSAR, BRAC University, for arranging this internship option as well as permitting us to implement our skills in a professional context.

## **Executive Summary**

As BBS undergraduates, an internship is designed to obtain a degree from BRAC University. Therefore, I accomplished my internship with Agrani Bank Limited, one of Bangladesh's top reputable banks. The performance evaluation of Agrani Bank Limited's deposit mobilization and foreign remittance, as well as a comparison with two distinct private commercial banks, are emphasized in this study. The entire document has been split into 3 chapters for ease of understanding.

The overview of internships was covered in chapter one. These internship details have already been specified in this phase. Furthermore, the overall consequence of my internship was already mentioned inside this chapter's portion. This chapter elaborates what contributions I gave to the company as well as how participating as an intern improved personally. Inside the final section of this chapter, certain recommendations for future ABL internships were suggested.

In chapter two, I have discussed the organizational overview of Agrani Bank Limited and in the first part; I have discussed the objective, methodology, and limitation of ABL. After that, I focused on the company overview and the financial performance part; I showed the total asset, deposit, loan and advances, and operating profit of ABL to evaluate the performance. At the end of this chapter, I conclude it and recommend certain suggestions for the bank.

Moreover, in chapter three, I have started with a background of the report and its objective, methodology. After that in the finding and analysis part, I have shown the five years of trend analysis of ABL and comparison with two private commercial banks with the last three years' data. In this part, the ratio analysis has been shown to understand the efficiency of the bank in terms of their deposit and remittance. Furthermore, I discuss the direct effect of deposit and remittance on Bangladesh's economy and compare the impact of the pandemic situation in ABL.

# Table of Contents

<b>Declaration.....</b>	<b>2</b>
<b>Letter of Transmittal .....</b>	<b>3</b>
<b>Non-Disclosure Agreement .....</b>	<b>4</b>
<b>Acknowledgment.....</b>	<b>5</b>
<b>Executive Summary .....</b>	<b>6</b>
<b>Table of Contents .....</b>	<b>7</b>
<b>List of Tables .....</b>	<b>10</b>
<b>List of Figures.....</b>	<b>11</b>
<b>Chapter-1 Overview of Internship .....</b>	<b>13</b>
<b>1.1 Student Information: .....</b>	<b>13</b>
<b>1.2 Internship Information: .....</b>	<b>13</b>
1.2.1 Period, Company Name, Department/Division, Address: .....	13
1.2.2 Internship Company Supervisor’s Information: .....	13
1.2.3 Job Scope – Job Description/Duties/Responsibilities.....	13
<b>1.3 Internship Outcomes: .....</b>	<b>14</b>
1.3.1 Student’s contribution to the company .....	14
1.3.2 Benefits to the student.....	14
1.3.3 Problems/Difficulties (faced during the internship period) .....	15
1.3.4 Recommendations (to the company on future internships) .....	15
<b>Chapter 2: Organization Part.....</b>	<b>15</b>
<b>2.1 Introduction: .....</b>	<b>15</b>
2.1.1 Objective:.....	16

2.1.2 Scope:.....	16
2.1.3 Methodology: .....	16
2.1.4 Limitation:.....	17
<b>2.2 Overview of Company:.....</b>	<b>17</b>
2.2.1 Background:.....	17
2.2.2 Objective:.....	18
2.2.3 Vision and Mission of ABL:.....	18
<b>2.3 Management Practices.....</b>	<b>18</b>
2.3.1 Performance of business: .....	20
2.3.2 Product Details:.....	20
<b>2.4 Marketing Practices.....</b>	<b>22</b>
<b>2.5 Financial Performance and Accounting Practices.....</b>	<b>22</b>
<b>2.6 Operations Management and Information System Practices.....</b>	<b>23</b>
<b>2.7 Industry and Competitive Analysis.....</b>	<b>24</b>
<b>2.8 Summary and Conclusions .....</b>	<b>25</b>
<b>2.9 Recommendations/Implications .....</b>	<b>25</b>
<b>Chapter 3: Project Part .....</b>	<b>25</b>
<b>3.1 Introduction: .....</b>	<b>25</b>
3.1.1 Background:.....	25
3.1.2 Objective:.....	26
3.1.3 Significance: .....	27
<b>3.2 Methodology:.....</b>	<b>28</b>



<b>3.3 Finding and Analysis:</b> .....	<b>28</b>
3.3.1 Ratio Analysis of ABL: .....	28
3.3.2 Effect of COVID 19 on ABL:.....	37
<b>3.4 Summary:</b> .....	<b>41</b>
<b>3.5 Recommendation:</b> .....	<b>41</b>
<b>References:</b> .....	<b>43</b>
<b>Appendix:</b> .....	<b>44</b>

## **List of Tables**

Table 1: Hierarchy of ABL from website .....	19
Table 2: Interest Rate of ABL.....	21
Table 3: SWOT analysis of ABL.....	24
Table 4: Comparison of Net Profit Margin.....	35
Table 5: Target Analysis of Agrani Bank Limited of Tejgaon Branch .....	40

## List of Figures

Figure 1: Return on Asset ratio.....	29
Figure 2: Comparison of ROA.....	29
Figure 3: Return on Equity .....	30
Figure 4: Comparison of ROE .....	31
Figure 5: Earnings Per Share .....	32
Figure 6: Comparison of EPS .....	32
Figure 7: Efficiency ratio .....	33
Figure 8: Comparison of Efficiency ratio .....	34
Figure 9: Net Profit Margin .....	34
Figure 10:Net Interest Margin .....	35
Figure 11: Comparison of Net Interest Margin.....	36
Figure 12: Deposit ratio .....	37
Figure 13: Credit Deposit Ratio Line chart.....	38
Figure 14: Remittance (inward) line chart .....	39

## **List of acronyms**

ABL= Agrani Bank Limited

HO= Head Office

BB= Bangladesh Bank

CSR= Corporate Social Responsibilities

ROA= Return on Asset

ROE= Return on Equity

EPS= Earnings per Share

T24= Temenos Software

# Chapter-1

## Overview of Internship

### 1.1 Student Information:

**Name:** Anusroa Mallik

**ID:** 17304066

**Program:** BBA

**Major/Specialization:** Finance and Computer Information System (CIM)

### 1.2 Internship Information:

#### 1.2.1 Period, Company Name, Department/Division, Address:

**Period:** October 31 to January 31

**Company Name:** Agrani Bank Limited

**Department/Division:** General Banking section (GB)

**Address:** Tejgaon corp. branch, 43, Shahid Tajuddin Ahmed Sharani, Tejgaon I/A, Dhaka-1208.

#### 1.2.2 Internship Company Supervisor's Information:

**Name:** Indrojit Kumar Kundu

**Position:** Senior Officer, General banking division, Tejgaon corp. branch

#### 1.2.3 Job Scope – Job Description/Duties/Responsibilities

- Assisting customers in filling out the account opening forms in the general banking division.
- Sharing details on the several ABL schemes, which are available.
- Compiling several vouchers for the fund transfer.

- Claiming 2% incentive for Foreign Remittance from August to December.
- Issuing Cheques, taking requisition of Cheques
- Risk rating for the customers whether they are eligible to open an account or not.
- Updating accounts in MIS systems.
- Receiving cash from the customers at the cash counter.

### **1.3 Internship Outcomes:**

#### **1.3.1 Student's contribution to the company**

During my three-month internship at the Tejgaon Corporate Branch of ABL, I worked practically at every desk. I do my best in the organization and maintain all the directions of my supervisor from 10 am to 6 pm. I ended up working 45 hours a week on my internship program. I attempted to engage in the organization's daily operations, either directly or indirectly. First of all, I began my work with the General Banking division. At first, in the general banking division, I filled up several account opening forms for customers that ABL provided such as Savings accounts, Agrani bank special scheme accounts, Current Deposit accounts, Fixed deposit accounts, Agrani Super Savings scheme accounts, etc. Every account form has its risk rating system for rating customers whether they are eligible for keeping their money as a deposit or not.

Secondly, I helped my supervisor who mainly issues cheques and opens Sanchayapatra. I issued several cheques, took requisition for cheques, and shared information about cheques with customers. Thirdly, I have worked for Clearing cheques and paying the orders. Moreover, I have received cash and paid cash in the cash counter to customers. Lastly, I worked for foreign remittance, claimed a 2% incentive to the beneficiary from August to December, paid remittance to customers provided by the remitter from the exchange house. In addition, I update more than 6000 accounts from 2012 to 2021 in MIS software, which is newly introduced in ABL.

#### **1.3.2 Benefits to the student**

It is a clear indication that real-life scenarios often do not reflect the existing theories. Most of the workstations at Tejgaon Corporate Branch were observed throughout my three-month internship program. I have learned about how banks make a profit with deposits and loans, how to handle

customers, how banks analyze the risk etc. While working in a foreign remittance site, I learned about how exchange houses operate in a foreign country and how it directly affects the economy of Bangladesh. From the deposit section, I have learned about interest rates and tax rates, how the income of customers reflect in their deposit amount. Moreover, in the cash section, I noticed the cash maintenance in the vault. They are allowed to keep 20 lacs in the cash vault each day. In addition, I have learned how cheque posting works.

### **1.3.3 Problems/Difficulties (faced during the internship period)**

- I have learned that concept differs from practice in some aspects; however, three months was not a sufficient period to uncover every inconsistency about practice and theory.

### **1.3.4 Recommendations (to the company on future internships)**

- Usually they do not appoint an intern to a certain workstation. As a result, the participants had to complete the work assigned to them. If companies could supply an intern with a workstation, the interns would have been able to learn more as well as contact managers for guidance relatively fast.
- It has been noticed that buyers may not always distinguish the intern. As a result, the professionals, rendering it easier for consumers to recognize, might identify the intern's identification card.

## **Chapter 2: Organization Part**

### **2.1 Introduction:**

A bank is a financial institution that accepts capital in the context of business and agrees to repay it by accepting cheques from the customers. The bank is the process of purchasing and selling consumer credits. None of us can refuse the importance of banking in attempting to produce the socioeconomic framework. The bank behaves as a financial middleman, permitting money to migrate from surplus to deficit in economic modules. One other commitment of bank assists in making one's readiness to embrace risky loans from a borrower, although granting relatively safe

securities to their account holders. The bank also meets the high liquidity requirements of several consumers. It is evident, then, that the primary aspect of banking operations is that the capital generated via deposit acceptance has to provide the major flow of money to use for loans or new investments.

Agrani Bank Limited is indeed a prominent Bangladeshi nationalized commercial bank. The groundbreaking contribution in managing foreign trade as well as foreign exchange operations before the country's founding has never been questioned.

### **2.1.1 Objective:**

The research's primary purpose is to obtain actionable information about banking activities as well as infrastructure. Its pragmatic approach allows us to integrate academic understanding with real perception. There are several aims to it. In the beginning, I can acquire a comprehensive view of Agrani Bank Limited's deposit mobilization and foreign remittance performance. Furthermore, I am capable of implementing theoretical concepts in real-world situations. Moreover, I reviewed the organizational performance and competitive nature of the bank. Finally, I have learned how to operate Agrani Bank Limited's regular banking activities. Eventually, I am ready to comprehend and apply ABL's business activity, as well as how banks execute transactions in foreign.

### **2.1.2 Scope:**

Information was collected from the Tejgaon Corporate Branch Office of the ABL's numerous departments. The banking procedures and financial accounting are indeed the core of this research work. As a result, the overall scope of the study is determined as general operations, financial reporting, as well as methods of the state bank in the context of Agrani Bank Limited.

### **2.1.3 Methodology:**

To conduct an overall report, I need both primary and secondary data. Further information will depend on the survey; I am trying to take interviews of ABL's employees as well as consumers. I will focus on the financial report of Agrani Bank Limited to give quantitative statistics. I will use relevant Graphical visualization to check out several forms of evaluation and explanation for this report.



- Primary Data: Primary will gather mostly via formal documents, face-to-face interactions and performance observation, and unofficial conversations with Bankers, staff, as well as consumers who are taking ABL's facilities for the long term and short term. This information will be gathered throughout the internship period.
- Secondary Data: Secondary data will be needed for analyzing numerical data. It will be collected from the annual financial statement of Agrani Bank's website, some valid websites, and previous research papers.

#### **2.1.4 Limitation:**

Assistance from such a wide range of sources is obliged to give updated data to render the analysis understandable. Despite my repeated attempts, I was unable to obtain crucial material needed during the period of observation. I just had three months for a complete job that was insufficient. Therefore, I was significantly pushed for speed. Senior employees of Agrani Bank Limited were constantly exhausted. As an outcome, some staff failed to reveal with me. As just an intern, I have no formal training generating this sort of investigation so it is entirely unfamiliar to me. Additionally, Agrani Bank Limited offers an unpaid internship, which discourages me to work effectively.

### **2.2 Overview of Company:**

#### **2.2.1 Background:**

Agrani Bank Limited is one of the government-renowned commercial banks with almost 953 branches, which are ideally positioned all around the commercial zones across Bangladesh. Moreover, ABL has Foreign Exchange Houses in three countries such as Canada, Malaysia, and Singapore, as well as a large number of foreign informants.

On May 17, 2007, Agrani Bank was founded as a Public Limited Company to obtain the businesses, legal act, resources, debts, and commitments of the Agrani Bank. In 1972, the bank was defined as a nationalized commercial bank, instantaneously just after the arrival of a new Bangladeshi government. It launched its services as a nationalized banking institution by adopting the profit and debt from interest while Commerce Bank Limited and Habib Bank Limited

continued to operate in East Pakistan. The board of directors of Agrani Bank Limited is comprised of eleven representatives and is managed by a chairperson.

### **2.2.2 Objective:**

- Finding success in 6.50 % of deposits and 5.50 % of loans and expanding in the Bangladesh marketplace.
- Going to surpass competitors and offer exceptional customer service.
- Conducting technical maintenance with a circle of individuals.
- Obtaining a competitive edge over its competitors via minimizing total expenses.
- Boosting the CompaCompany'smber ability.
- Supporting the nation's monetary development by emphasizing the SME as well as agribusiness areas of the country.
- Boosting the capability to undertake inquiry for innovative factors

### **2.2.3 Vision and Mission of ABL:**

#### ABL's Vision:

To turn into Bangladesh's preeminent state-owned commercial bank, performing at a worldwide degree of competence, reliability, efficient management, customer service, as well as sustainable liquidity.

#### ABL's Mission:

To perform ethically and professionally within the strict code of conduct enforced by our authorities, as well as to adopt key aspects from quality standards in terms of improving the strategic plans and methods for the sake of our customers and agents.

## **2.3 Management Practices**

The "governing board" of ABL is largely comprised of 12 people is the major operational authority. Before addressing challenges to the governing body, external auditor, administrative council, including regulatory compliance, this supervisory board investigates problems. ABL has

outstanding leadership mechanisms that have encouraged it to be among Bangladesh's 10 leading banks. There are 12,051 employees in Agrani Bank Limited. Additionally, numerous assessments are administered to enhance the performance of the workforce. The promotional procedure is derived from past expertise along with test scores. ABL values its employees based on qualifications. Organizations constantly seek out extraordinary people in multiple domains as well as instruct them. The board members establish the recruiting plan to comply with the standards candidate is chosen for the regular job.

### Hierarchy Of Agrani Bank



*Table 1: Hierarchy of ABL from website*

### **2.3.1 Performance of business:**

- ✓ ***Assets Quality:*** The bank's management has emphasized funding in the trade as well as economy by offering credit investment to operate on the structure of its assets. Several prudent efforts have been made to minimize non-performing loans, whatever the circumstance may be.
- ✓ ***Treasury Operation:*** In 2013, the wealth management unit, such as in 2011 and 2012, succeeded as a key industry generator as well as the dominant player. The interesting thing for the year under evaluation was that the department was indeed a massive achievement in terms of supplying the business's overall revenue via lending. It has become the institution's biggest revenue generator because of its efficient treasury operations.
- ✓ ***Import-Export Business:*** The creative workforce monitors the business's unexpected exchange-related activities to secure the trustworthiness of retailers, export markets, as well as others. Agrani Bank Limited features more than 416 unexpected correspondents all over the unit to enhance seamless global trade

### **2.3.2 Product Details:**

#### Deposit:

- Fixed deposit
- Agrani Bank Special Scheme
- Current deposit
- Savings account
- Student account
- Agrani Bank Pension Scheme
- Super Savings scheme

#### Loan Product:

- Short term SME loan
- Personal loan
- Freedom fighter loan

- Loan against pension
- Loan for an overseas worker
- Green banking finance
- Housing Loan

Foreign Exchange:

- Letter of credit
- Term Placement
- SWAP Transaction
- Back to Back L/C
- Preparation of exchange rate

Foreign Currency Deposit Accounts

- Agrani Exchange House
- Foreign Currency Account
- Non-Resident Foreign Currency Deposit

*Table 2: Interest Rate of ABL*

Schemes	Interest Rate
Savings Account	3.00%
Short Notice Term Deposit (SNTD) Account	4.00%
<b>Term Deposit Accounts - Fixed Deposit Receipt (FDR)</b>	
For 3 months	5.00%
For 6 months	5.25%
For 1 year & above	5.50%

## 2.4 Marketing Practices

There are no specific marketing strategies for Agrani bank promotions. It always uses the word of mouth to promote its new activity towards its customer. It promotes its innovation with advertisement marketing in news channels, giving leaflets or posters to the customers, and presenting posters in various areas to give knowledge about their service.

## 2.5 Financial Performance and Accounting Practices

There is some indicator, which helps to know the performance of the banks such as total deposits, Total assets, Loan and advances, operating profit, etc. in this part I will evaluate the performance of ABL by the last five years' data. Some of them are given below:

### Deposits:

Year	2016	2017	2018	2019	2020
deposit	49,405	53,035	62,193	69,224	92,199

From 2016 to 2020, deposits are gradually increasing because ABL gives the best service to their customer. From 49,405 to 92,199 Crore Taka, a great change in deposits number.

### Total Asset:

Year	2016	2017	2018	2019	2020
Total Asset	62,357	67,392	78,915	85,393	109,310

ABL is increasing their asset to get return more. In 2016, it shows 62,357 Crore Taka wherein in 2020 it shows 109,310 Crore Taka. ABL perform better than the previous years.

### Loan and Advances:

Year	2016	2017	2018	2019	2020
Loan and advances	26,587	31,912	39,575	46,583	51,944

The previous table shows that loans and advances are in a good position because the asset is greater than a loan. In addition, the amount of loan increase year to year gradually. In 2016, it shows 26,587 crores to and after that, it increase to 51,944 crore tk.

### Operating Profit:

Year	2016	2017	2018	2019	2020
Operating Profit	555	813	832	900	743

If we see from 2016 to 2020, it shows that operating profit is also increasing gradually. In 2019, it boost its operating profit at 900 crores,d after that, it decreases in 2020 because of the pandemic situation.

Furthermore, from the 5 years of data trend of ABL shows the good performance in the banking sector and it gains average profit by collecting the deposit and giving the loan. It follows the GAP for generating the financial annual reports.

## 2.6 Operations Management and Information System Practices

### T24 Software:

Agrani Bank Limited has witnessed substantial growth in branch automated processes throughout the ages. Every 931 outlets have now been computerized until the present. This system has been implemented in branches. T24 the Temenos Centralized Online software contains 928 branches that are automated Core banking software (CBS) is utilized at the additional offices (CBS). In this software, all the banking operating such as account opening, closing, authorizing, posting, pay order, cheques, clearing, etc. are maintained through it.

### Online MIS:

The head office and Bangladesh bank control online MIS systems. Daily operations are updated here such as GL, PL, account update, etc. all information is updated here for monitoring the branches easily.

## 2.7 Industry and Competitive Analysis

### SWOT Analysis

<p><b>Strength:</b></p> <ul style="list-style-type: none"><li>• Agrani Bank has a good number of employees to conduct office work.</li><li>• As they are servicing for a loan time they have loyal customers.</li><li>• Their research division is one of their main strengths.</li><li>• The customers do not have to pay a lot of charges to take their services.</li><li>• They have several branches to connect with their customers.</li></ul>	<p><b>Weakness:</b></p> <ul style="list-style-type: none"><li>• Low maintenance.</li><li>• Slow service.</li><li>• Lack of adaptive mentality.</li><li>• They do not have an updated MIS system for regular work.</li></ul>
<p><b>Opportunity:</b></p> <ul style="list-style-type: none"><li>• They can construct more branches to reach more customers.</li><li>• They have a high demand for their services.</li><li>• They can increase their service options.</li><li>• They can adapt to technological advancement to develop more.</li></ul>	<p><b>Threat:</b></p> <ul style="list-style-type: none"><li>• There are a lot of competitors in the commercial banking sector.</li><li>• Natural disaster.</li><li>• Money inflation.</li><li>• New demands of the customers.</li></ul>

*Table 3: SWOT analysis of ABL*



## 2.8 Summary and Conclusions

ABL is dedicated to offering the highest budgetary solutions that assist the state's GDP to expand by capturing commercial activity, speeding it up modernization, got positive, generating career advancement for the young population, alleviating homelessness, increasing the level of prosperity of poor individuals, and guaranteeing the state's long-term political and social progression. Agrani Bank Ltd, in my perspective, has a great career ahead of it.

## 2.9 Recommendations/Implications

- The remittances department's manpower capacities are inadequate to maintain up with the tremendous level of workload. Consequently, the percentage of employees in this division must be doubled.
- ABLs must undertake the online strategies as quickly as possible. It really should eventually transform all of its operations digitally.
- Companies ought to become far more proactive in their marketing since numerous consumers do not understand much about this.

## **Chapter 3: Project Part**

### **“An analysis of Deposit Mobilization and Foreign Remittance performance Of Agrani Bank Limited”**

#### 3.1 Introduction:

##### 3.1.1 Background:

Bangladesh's first state-owned commercial bank, Agrani Bank Limited (ABL), conducts Banking Services. It contributes a vital role in the economy by benefiting both people and organizations with financial needs. As a commercial bank, it serves as a bridge between depositors and investors, supplying long-term financing in return for short-term deposits. The profit of the bank is the

difference between the deposit and lending interest rates (BARONE, 2019). Among the three primary sectors served by Agrani Bank Limited, more emphasis will be placed on the general banking sector to construct this report. Some significant operations in general banking are listed below:

- Deposits
- Foreign Remittances
- Pay Orders
- Cheque Clearing
- Lockers

The primary duty of banks is to receive deposits in various forms and lend them to investors. Additionally, bank profitability fluctuates in response to changes in people's earnings, having a clear impact on the economy (Adams, 1978). As deposits are such a fundamental driver of bank operations, I would like to explore Agrani Bank Limited's deposit mobilization process in this report.

Moreover, emerging and underdeveloped nations rely greatly on remittances from inhabitants working in other countries, as this boosts the country's GDP (CHEN, 2019). Agrani Bank Limited also ranked first among all state-owned commercial banks as well as second among all banks in Bangladesh in terms of foreign remittance revenues, according to a TBS report from 2021. I will share information about ABL's remittance inflow performance in this report since it directly influences the growth.

### **3.1.2 Objective:**

The motives of the newly proposed study topics may be separated into two categories. The following stages are provided in this section:

#### ***General Objective:***

This internship report on deposit mobilization and foreign remittance performance will be crucial for attaining the BUS400 course under the combined supervision of the University and the Organization initially.

***Specific Objective:***

Another objective is to obtain knowledge of the financial business. To accomplish the overall goal, I also try to grasp certain specialized objectives. The following are some of the goals that have been highlighted:

- To comprehend particular activities and transactions inside the bank's several parts.
- To deliver an overview of ABL's activities.
- To present an overview of several types of deposits
- To provide an understanding of remittance inflow.
- To make a comparison of the financial performance over the past three years.
- To grasp the distinctions between ABL's banking systems and the private banking system
- To get a better understanding of the influence of deposits and foreign remittance on the economy.
- To compare pre-pandemic and post-pandemic targets.
- To learn more about their problem and the adjustments they encountered during and after a pandemic.

**3.1.3 Significance:**

The main purpose of this assignment is to spotlight effective efficiency and the bank's financial stability. Operational productivity is one of the most significant aspects of a bank's ability to eliminate monetary execution. As a result, this project will obtain a clear insight into ABL's financial presentation in comparison to private commercial banks in Bangladesh. Moreover, this report focuses on how deposit and foreign remittance are interconnected with the economy of Bangladesh.

## **3.2 Methodology:**

The research was conducted utilizing two main sources. The following are given:

### ***Primary sources of data:***

- Collaborating with the employees of my respective bank gave me significant practical experience.
- Several sorts of guidelines provided by authorities
- Assistance from my designated bank's manager, in particular.

### ***Secondary sources of data:***

For numerical data analysis, secondary data will be required. It will be retrieved from the Agrani Bank website's annual financial statement, several reliable references, from Bangladesh Bank's website, news report site, and previous research publications.

### ***Ratio Analysis:***

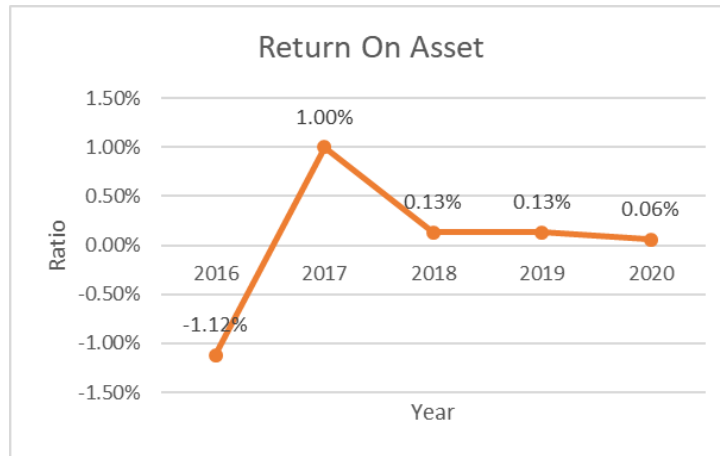
Additionally, for the research of my allocated bank, one more method was applied to conduct the ratio analysis study. Ratio analysis is shown for the performance efficiency of Agrani Bank Limited with 5 years of data of Agrani Bank Limited. Moreover, this report shows 3 years ratio analysis of Agrani Bank with other private commercial banks.

## **3.3 Finding and Analysis:**

### **3.3.1 Ratio Analysis of ABL:**

To optimize the evaluating ratio, a five-year line graph of ABL was executed initially. The ABL's condition was then contrasted to those of two private commercial banks in Bangladesh. The following graph represents ABL's five-year performance. The additional graph is constructed by combining each bank's three-year record. Moreover, I will compare the ABL's ratio with two other private banks that are Bank Asia Limited and City Bank Limited. For finding the operational efficiency of Agrani Bank Limited, this report focuses on return on asset ratio, return on equity, earning per share (tk), efficiency ratio, net profit margin ratio, and net interest margin.

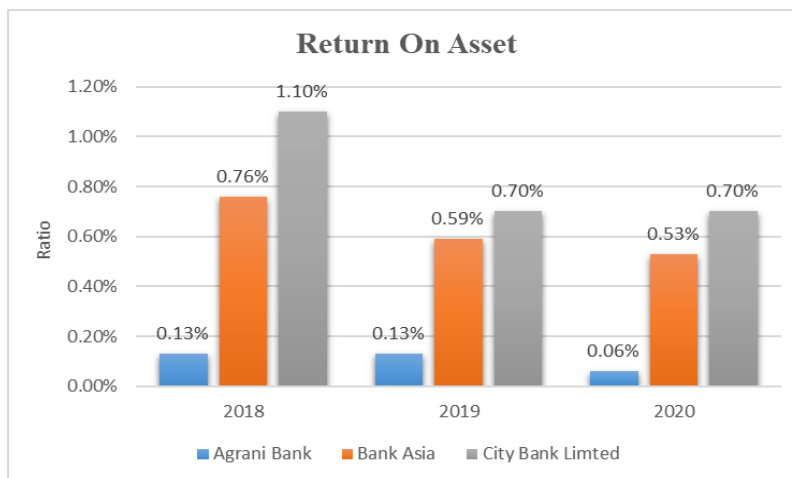
**Return on Asset (ROA):**



*Figure 1: Return on Asset ratio*

From this line graph, we can see that ABL’s return on asset ratio fluctuates from 2016 to 2020. The return on asset (ROA) ratio allows investors to understand how efficiently administration transforms its investments into revenue. In 2016 it shows a minus figure (-1.12%) which indicates a lower ROA. This negative asset turnover indicates that the Agrani Bank seems unable to obtain effectively manage its resources in such a manner that ends up creating revenue in 2016. After that, ABL gains high return than in 2017, as we know that higher ROA is better for banks and the ratio was constant from 2018 to 2019. Lastly, in 2020, it decreases because of the pandemic situation worldwide.

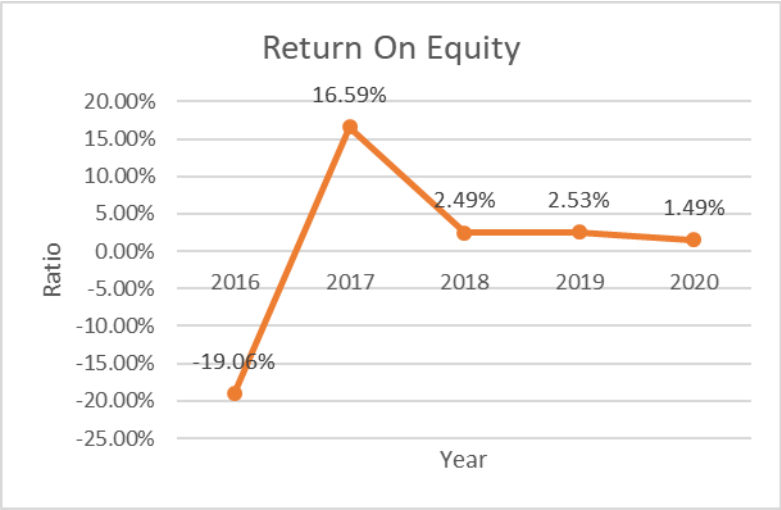
**Comparison with private banks:**



*Figure 2: Comparison of ROA*

This bar chart shows that Agrani Bank’s ROA is relatively lower than Bank Asia Limited and City Bank Limited. Private banks’ ROA is higher because they are cutting high charges from a public bank. Compared to 2018 and 2019, 2020 has lower performance in every bank because of COVID 19.

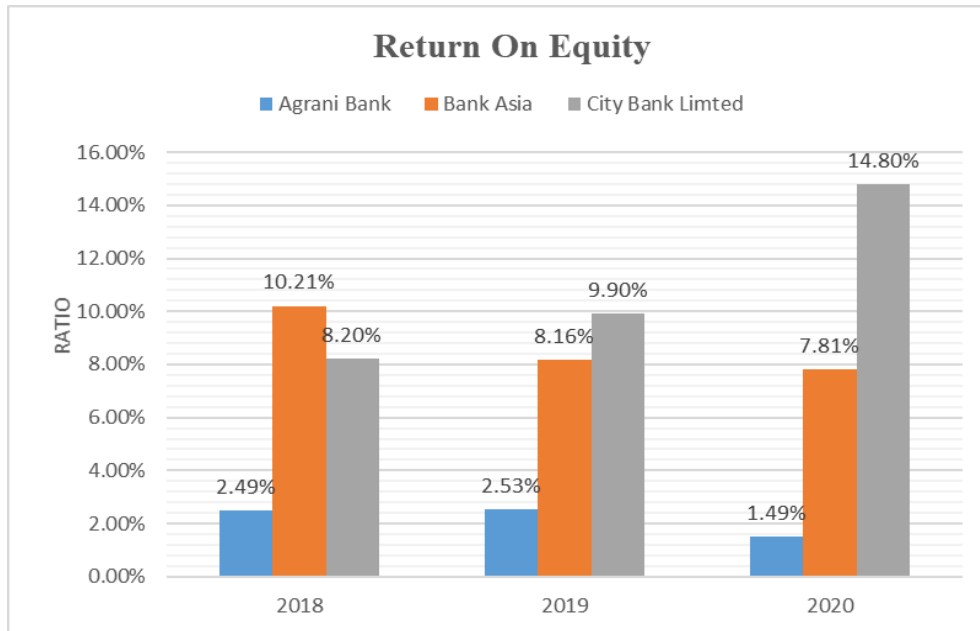
**Return on Equity (ROE):**



*Figure 3: Return on Equity*

From this line graph, we can see in 2016 ABL’s return on equity was -19.06%. It showed a negative figure in 2016, which means ABL made a loss, however, there were no earnings, and the return on equity became negative. A low return on equity (ROE) is often not a terrible sign, notably whenever expenses are spent as a condition of upgrading the corporation, or during reorganizing. After that, it boosts its performance at 16.59%, which is higher than last year. A higher ROE indicates that Agrani bank is making more earnings while using less capital. This shows the sudden unusual change from negative to positive. The capacity of the administration to produce revenue from the investment assigned is evaluated by the return on equity. ROE of 15–20%ise is often regarded as satisfactory. After that, it shows a lower return in 2018. ROE was 2.53 percent at the end of 2019, demonstrating the upward overall stable performance. Again in 2020, it shows a lower trend because of Covid 19.

Comparison with private banks:



*Figure 4: Comparison of ROE*

In 2018, we can see Bank Asia Limited perform higher returns in comparison to Agrani Bank and City Bank. In 2019, City Bank Limited perform better than the other two. It shows the highest return on equity at 9.90%. Furthermore, we can see a different scenario in 2020 because of unavoidable circumstances. Agrani Bank faced loss in 2020 but Bank Asia and City Bank generate some profit. Notably, in 2020, City Bank gain the highest return on equity at 14.80%.

**Earnings per Share (EPS):**

ABL's earnings per share fall in 2016 noticeably. After that, it covers its earnings efficiently and in 2018, 2019, it decreases at five tk per share. It is gradually decreasing in 2019 and 2020. This shows that ABL has fluctuated EPS ratio in the last five years.

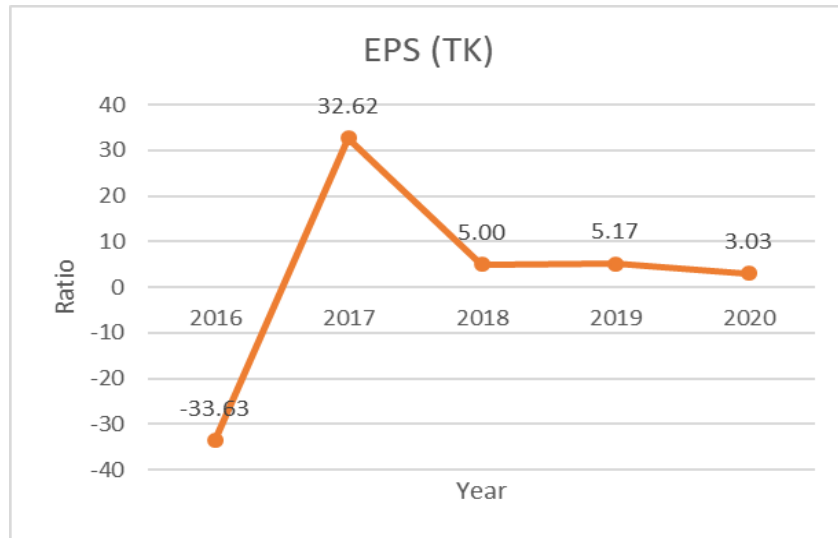


Figure 5: Earnings Per Share

Comparison with private banks:

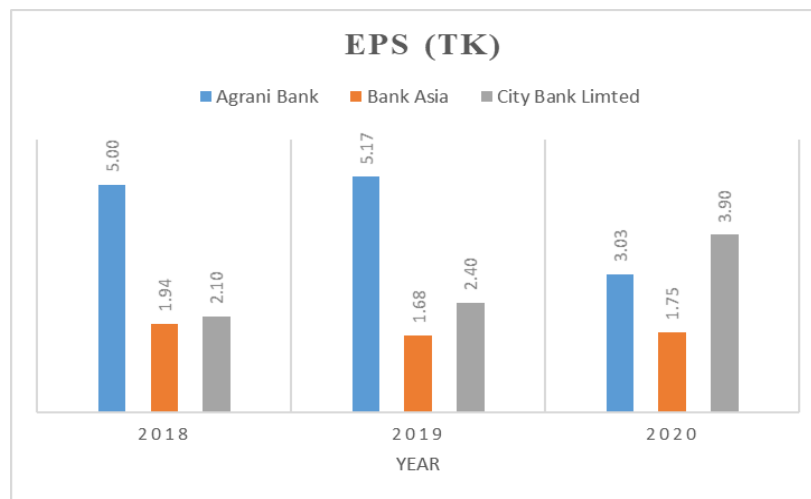
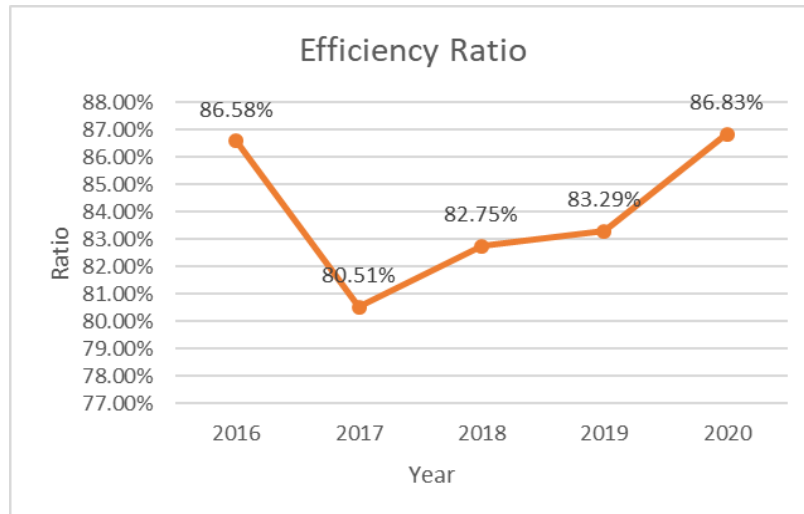


Figure 6: Comparison of EPS

From the bar chart, we can see that ABL perform better in the last three years compared to Bank Asia and City Bank Limited. The amount of funding produced by a business or a financial firm for every single share is known as earnings per share (EPS). The Higher EPS is preferable for shareholders since they will spend higher as well as gain greater. In 2019, it also shows the high earnings per share in Agrani Bank. However, in 2020, it affects all banks noticeably and overall Bank Asia has lower earnings than other banks.



### Efficiency Ratio:



*Figure 7: Efficiency ratio*

From this time series analysis, ABL has a higher efficiency ratio in 2016 and after that, it decreases at 80.51% from 86.58%. Furthermore, from 2018 it gradually increases its efficiency of the profitability from low to high. The efficiency ratio is lower the better because the numerator includes a bank's operational expenditures and the denominator is income, a low-efficiency ratio indicates the company is performing much better. As Agrani Bank shows a higher efficiency ratio in 2016, it indicates the bank's performance is not satisfactory. In 2017, it shows a lower ratio, which means the cost over income, is efficient. Gradually it shows an increasing rate which indicates that a bank's costs are rising while its profits are dropping.

### Comparison with private banks:

From 2018 to 2020, ABL's efficiency is higher than Bank Asia and City Bank. Moreover, ABL's efficiency ratio constantly grow from 82.75% to 86.83%. As the Efficiency ratio is lower better, Agrani Bank's performance is low than the other two private banks. We know that 50% or less efficiency ratio is good for the company where Agrani Bank's efficiency ratio is more than 50%. On the other hand, Bank Asia Ltd. is doing great and City bank Ltd. shows more than 50%, which is satisfactory. So, we can say, Agrani Bank's performance is not satisfactory here. In 2020, the pandemic situation does not affect the efficiency ratio that much.

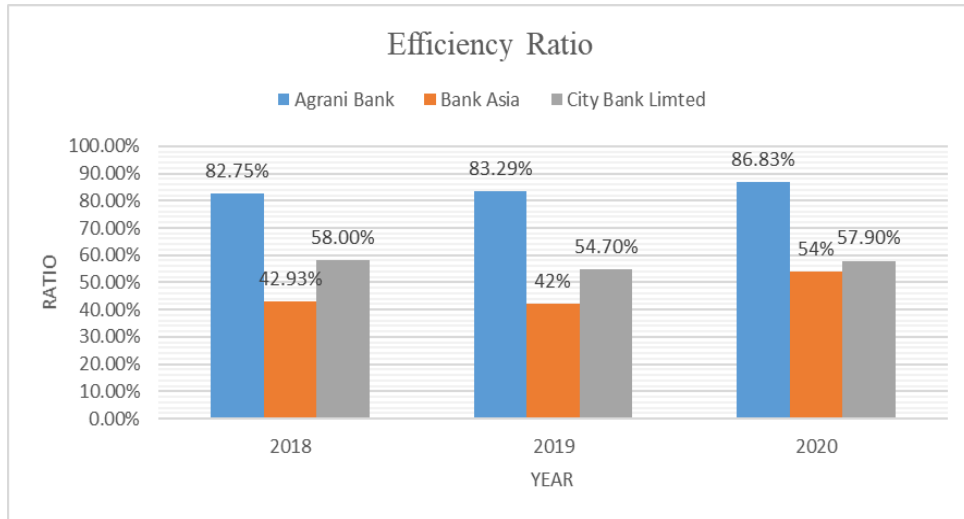


Figure 8: Comparison of Efficiency ratio

**Net Profit Margin:**

From this line graph, we can see that ABL’s Net Profit Ratio in 2016 was 12.75, which was higher and better. However, unfortunately, in 2017, it fell to 10.22, which was lower as bad performance seems to have taken place then. Then successfully, in 2018, the Net profit margin ratio got higher at a glance, which was 12.5 as ABL’s performance, was getting better day by day. Suddenly, in 2019, this ratio of Net Profit Margin decreased a little bit. Lastly, in 2020, because of the worst situation of the Corona pandemic, The Net Profit Margin of ABL just dropped so badly that without the effective plan and effort, it cannot be increased easily.

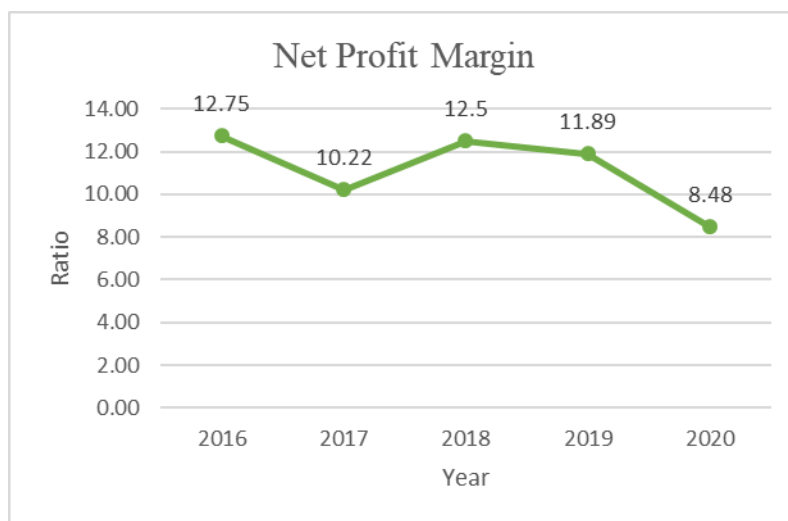


Figure 9: Net Profit Margin

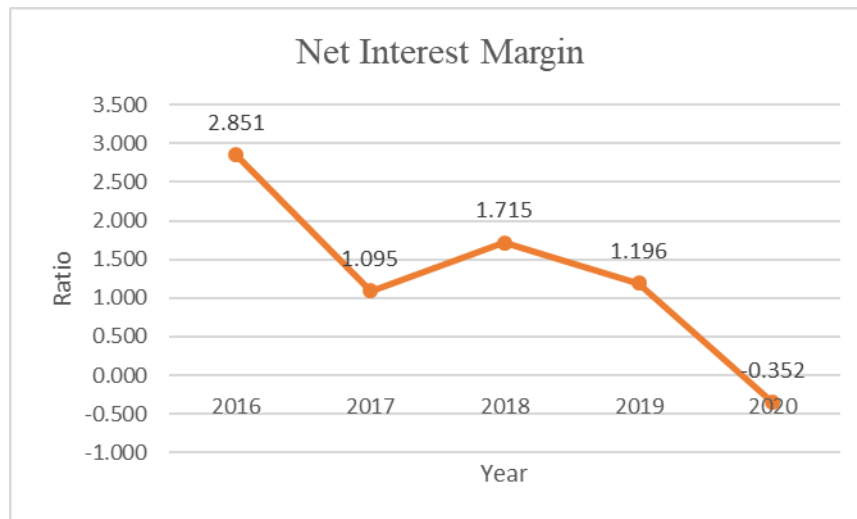
Comparison with private banks:

Bank Name	2018	2019	2020
Agrani Bank	12.5%	11.89%	8.47%
Bank Asia	8.98%	8.35%	6.42%
City Bank Limited	5.00%	4.70%	7.90%

*Table 4: Comparison of Net Profit Margin*

Here, we can see that, in 2018, Agrani Bank's Net profit Margin was 12.5, which was a good performance of that year, where the Net profit Margin of Bank Asia and City Bank Limited was 8.98% & 5.00%, which showed lower rate, and bad performance rather than Agrani Bank. Besides that, in 2019, though the Net profit margin fell a little bit down and it became 11.889%, it was better compared to the Net Profit Ratio of Bank Asia and City Bank Limited, which were 8.35% & 4.70%. Moreover, in 2020 when the Pandemic hit the entire private bank, Agrani Bank also got the effect.

**Net Interest Margin (NIM):**

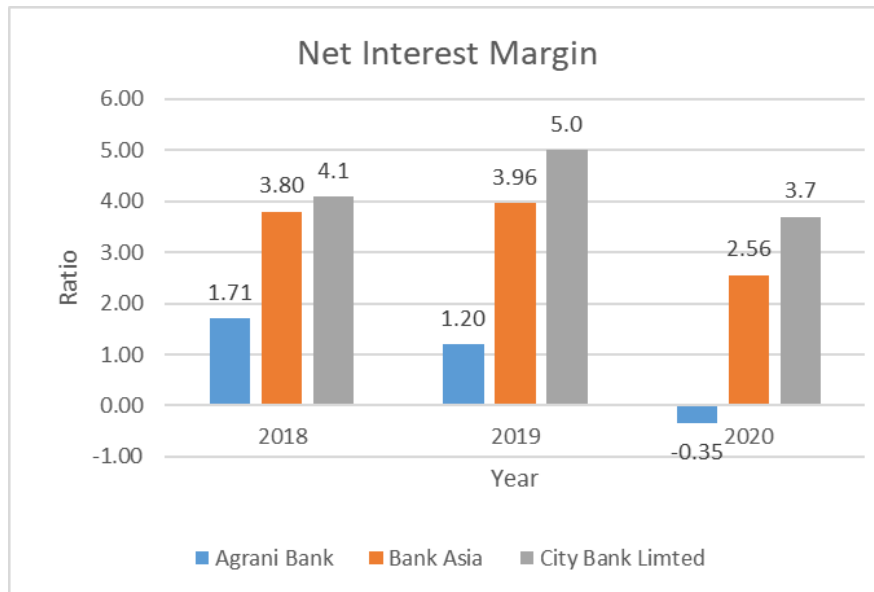


*Figure 10: Net Interest Margin*

From the line graph, we can see the Net interest margin of Agrani Bank Limited decreased from 2016 to 2020. The net interest margin is a ratio that typically contrasts a financial company's net interest earnings on lending offerings including lending to the interest charged on CD (current deposit) and SB (savings) accounts. A high NIM might enhance the lender's profits. In 2016,

Agrani Bank's NIM shows a higher rate which means they utilized their asset effectively. After that in 2017, it decreased by 1.095% from 2.851. In 2018, again, it increased and in 2019, it shows a downward trend. In addition, 2020 shows a negative trend in the graph. A negative NIM signifies that the lender has not been capable to render the use of its resources, since investment gains have not managed to compensate interest expenditures.

Comparison with private banks:



*Figure 11: Comparison of Net Interest Margin*

From this bar chart, we can see that City Bank Limited's net interest margin is higher than the other two banks. As we know, the net interest margin higher the better, here City Bank Limited shows great performance and Agrani Bank shows a lower net interest margin. Moreover, in 2020 it shows negative NIM which indicates that ABL cannot effectively utilize its resources and gain from interest because of the pandemic situation. Bank Asia shows the average performance here and Agrani Bank shows the lower performance here.

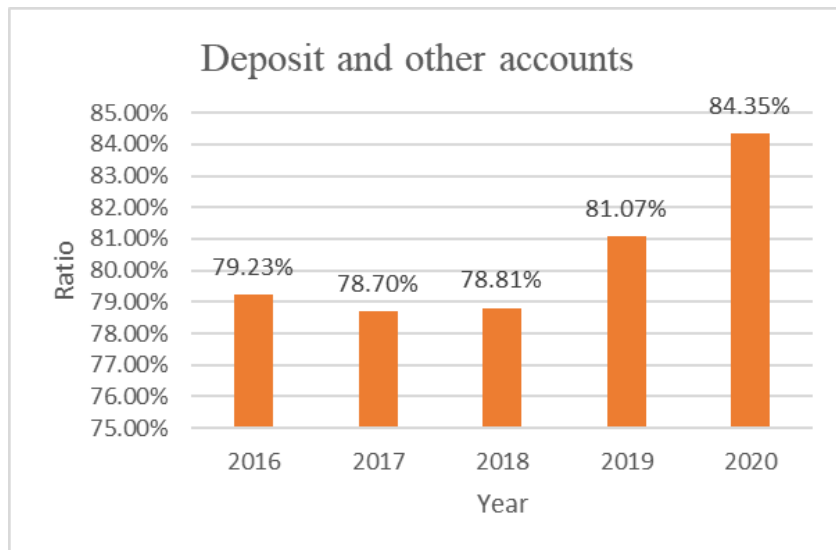
Overall Analysis of ABL:

As the major focus of this ratio analysis is to evaluate the performance of the Agrani bank limited from 2016 to 2020, it shows the overall average performance within the last 5 years. One of the financial performance indicators is the return on asset ratio, which shows the transformation of

return from their asset in average rate, which is not satisfactory at all. Moreover, it increases the return on equity from the negative to positive figure, which indicates the satisfactory performance and significant changes happened because of the changes in their structure of business activity. In addition, ABL's earnings per share fluctuate over the five years. If we see the efficiency ratio, it shows the higher rate from 2018 and gradually increases in 2019 and 2020, which indicates that ABL's cost over their income is increasing and shows the dissatisfactory performance over the last five years. They are not reducing their cost to gain more profit. Furthermore, ABL's Net Profit Margin has fallen to the point where it cannot be quickly raised without an efficient plan and initiative, which causes because of pandemic situation. Lastly, Agrani bank has a decreasing net interest margin, which indicates they are not effectively using their resources of loan. If we see the relation of NIM with ROA, ROE, it shows the same trend from 2016 to 2020 and as efficiency ratio is lower better but Agrani bank has higher efficiency ratio, NIM and efficiency ratio shows the inverse effect in the graph.

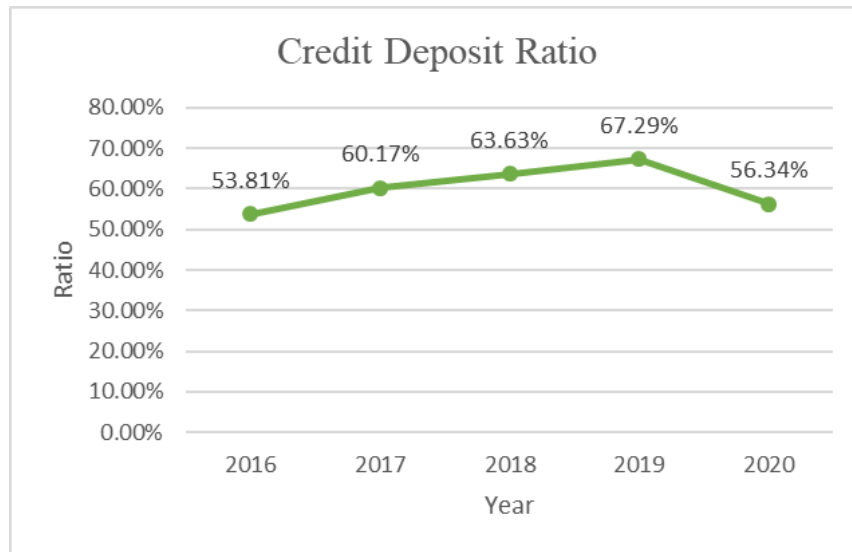
### **3.3.2 Effect of COVID 19 on ABL:**

We know that deposit mobilization and foreign remittance are directly related to the Bangladesh economy. With the help of Agrani Bank's information about before and after the pandemic, I am going to discuss the effect of deposit and remittance.



*Figure 12: Deposit ratio*

In This chart we can see, the amount of deposit is not affected that much in 2020. It is gradually increasing and shows an upward movement from 2016 to 2020.



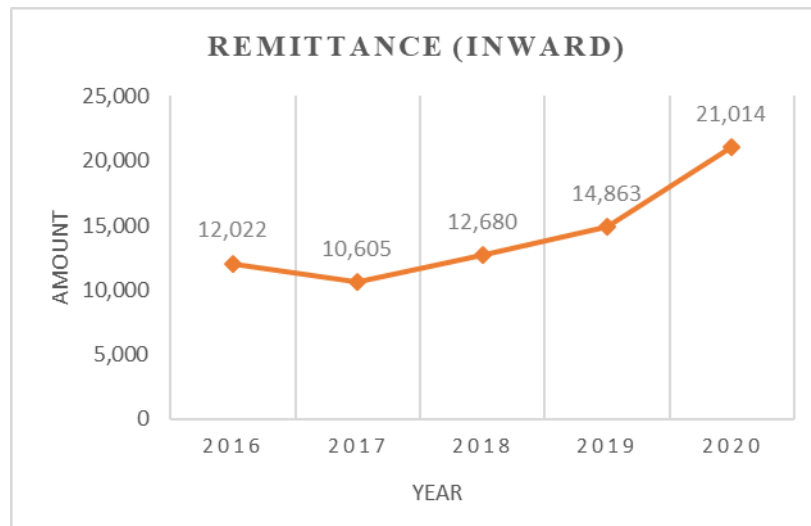
*Figure 13: Credit Deposit Ratio Line chart*

From the trend of the credit deposit ratio, we can see that the deposit ratio is not much different from 2019 to 2020. Before the pandemic, it shows 67.29% and after the pandemic, it shows 56.34%. In the context of comparatively sluggish deposit growth, a higher CD ratio might indicate increasing credit growth. In 2020, the credit deposit ratio shows a low rate, and the deposit chart shows a high rate, which indicates sluggish demand for credit and higher demand for deposits.

Furthermore, they face losses because many of their customers withdraw their money in pandemics because of their income shortage, which affects the interest rate. The interest rate decreases and the economy falls. Notably, Agrani Bank's performance of deposit mobilization is average in the context of a pandemic situation. As we know the bank's performance depends on their demand of deposits and demand of loans, ABL tried to balance the loans and deposits to gain their revenue at a satisfactory level.

According to the Daily Star 2022, in fiscal 2020-21, remittances climbed by 36% revenue growth, the biggest boost in 30 years. In the same year, guest workers remitted back \$24.8 billion, increasing from \$18.2 billion in 2019-20. This economic downturn led numerous Bangladeshi

foreign laborers to abandon their professions that had a significant influence on remittances in all banks of Bangladesh.



*Figure 14: Remittance (inward) line chart*

On the other hand, according to the Agrani Bank annual report of 2020, Agrani bank's overall remittance income was USD 2477.35 million, increasing 40.29 percent from the prior period, compared to nationwide growth of 18.67 percent in 2020. The revenue received by Agrani Bank in such a month reached USD 423.09 million, the biggest within the company's record. In the chart, Remittances shows the upward movement. It indicates the significant changes in the Bangladesh economy by their remittance earnings.

According to the TBS report, in 2020, Agrani Bank Limited ranked top amongst government commercial banks in terms of international remittances revenues and second across all banking institutions. Moreover, circuit breakers have been used in Singapore during COVID-19 to limit movements. As a result, foreign workers are often prohibited to quit their workplaces as well as their respective dorms. The AEHPL offers remittance solutions to six distinct Dorms in various locations across Singapore, with the bulk of them are being impacted by COVID-19. Despite the availability of COVID-19, such actions will support AEHPL in enhancing remittances in 2020. The rising US dollars, the slowdown in certain sectors of the economy such as Russia as well as China, and even an unpredictable financial collapse over the last several months throughout the widespread COVID-19 outbreak have indeed weakened remittance business globally. Agrani Bank Ltd keeps on making considerable achievements in remittances procurement. Through

Agrani Remittance House (ARH), Agrani Bank is contributing a significant turn towards this Massive Struggle.

As we can see that deposits and Remittances are increased in the pandemic situation. If we point out the net interest margin ratio, it shows that loans are inversely decreased in the pandemic situation, which means Agrani Bank did not utilize their deposit and remittances earnings by giving a sufficient amount of loan to the customers.



As deposit and remittance show the upward trend and loan shows the downward trend, which means Agrani Bank, should utilize their mission because they are not using their deposit and remittance effectively which affects the loans and is also effective in their profit.

*Table 5: Target Analysis of Agrani Bank Limited of Tejgaon Branch*

Details	Dec-19		Dec-20		Dec-21	
	Target	Achievement	Target	Achievement	Target	Achievement
Deposit	259.9	275.19	280	388.42	489.91	324.92
Profit	1.85	4.08	5	2.9	3.5	3.68
Foreign Remittance	13.07	13.52	15.72	16.17	16.13	13.77

During the internship period, I collected the target analysis that is made by Agrani Bank's Officials for every branch. They set their different target for a different branch. According to the deposit target, it shows that they fulfilled their target in December 2019 and 2020 but cannot fulfill it in 2021. It happens because of the pandemic situation. Many of the customers lost their jobs and they need money that is why from the beginning of 2021, they withdraw their money and pre matured their ABS, FDR account.



If we analyze the foreign remittance target of the branch, it shows that the target is fulfilled in December 2019 and 2020 but in 2021, they cannot fulfill it. This happens because many workers who work foreign lose their jobs and come back to Bangladesh. Moreover, they do not get their wages to give to their family through remittance. This is the overall scenario of the Agrani Bank Tejgaon Branch.

Overall Agrani Bank Limited's performance is average to tackle the pandemic situation. As deposit and foreign remittance are direct drivers of economic growth, it affected drastically in pandemic situations. Because of the downturn, the interest rate of deposits was decreased to boost economic growth and inflation is rising.

### **3.4 Summary:**

Throughout this internship project, I exhibit my capability to conduct a feasibility analysis of Agrani Bank Limited towards the utmost possible standard. As previously known Agrani Bank Limited has been one of our country's highest institutions. The institution is functioned with remarkable consistency throughout all financial situations throughout Bangladesh, battling stupendously against local banks as well as many other international corporations. Agrani Bank Limited did everything possible to flourish. The dilemma heats up at some point when the economy weakens, rates of interest change, and term deposit inflation goes up. Agrani Bank Limited is indeed confronting the challenge and taking measures assistance.

### **3.5 Recommendation:**

Following are some recommendations for addressing the weaknesses of ABL using concerned authority:

- ❑ All financial activities should indeed be accomplished with the aid of innovation about global inspections as well as answering clients' requirements, leveraging modern technology in accounts panel monitoring is indeed a necessity. T24 software should be more upgraded.

- ❑ The physical procedure must be disregarded by the bank existing financial procedures must be modernized, and computerized actions are now essential. During the internship period, I have seen they are using handwritten register copies for all of their work, which can be upgraded into a computerized system.
- ❑ The branch should be decorated on both corners: The institution's renovation and the environment are crucial to encourage additional potential customers while also delighting current customers. Sophisticated privately owned institutions seem to be extra prepared than government institutions.
- ❑ They should decrease their cost to increase the rate of Efficiency ratio from 80% to 50% at a satisfactory level.
- ❑ More employees should be hired for giving fast service to the customers. During the internship period, I have seen the employees are not able to give their service because of the massive pressure of work and customers.

## References:

- [1] BARONE, A. (2019). Bank. Retrieved 24 November 2021, from <https://www.investopedia.com/terms/b/bank.asp>
- [2] Dale W. Adams, & quot; Mobilizing Household Savings through Financial Markets. *Economic Development and Cultural Change*, Vol.26, No. 3.
- [3] CHEN, J. (2019). Foreign Remittance. Retrieved 24 November 2021, from <https://www.investopedia.com/terms/f/foreign-remittance.asp>
- [4] Agrani Bank retains 1st position in earning remittance: AGM. (2021). Retrieved 24 November 2021, from <https://www.tbsnews.net/economy/corporates/agrani-bank-retains-1st-position-earning-remittance-agm-316357>
- [5] Hasan, M. (2022). Remittance slides to an 18-month low. *The Daily Star*. Retrieved 7 January 2022, from <https://www.thedailystar.net/business/economy/news/remittance-slides-18-month-low-2907756>.
- [6] *Agrani Bank retains 1st position in earning remittance: AGM*. *The Business Standard*. (2022). Retrieved 7 January 2022, from <https://www.tbsnews.net/economy/corporates/agrani-bank-retains-1st-position-earning-remittance-agm-316357>.
- [7] Khalily, M. B., Meyer, R. L., & Hushak, L. J. (1987). Deposit mobilization in Bangladesh: Implications for rural financial institutions and financial policies. *The Bangladesh Development Studies*, 85-117.
- [8] Yasmin, F. (2017). General banking of Agrani Bank Limited.
- [9] Akhtar, N. M. (2013). Compare and contrast between the general banking: City bank vs. Agrani bank.
- [10] *Agrani Bank Limited*. *Agranibank.org*. (2022). Retrieved 9 January 2022, from <https://www.agranibank.org/>.
- [11] City bank limited. (2022). Retrieved 9 January 2022, from <https://www.thecitybank.com/home>.
- [12] *Home - Bank Asia Limited*. *Bank Asia Limited*. (2022). Retrieved 9 January 2022, from <https://www.bankasia-bd.com/>.

## Appendix:

### Five Years Performance

Crone Taka unless otherwise specified

Particulars	2020	2019	2018	2017	2016
<b>Balance Sheet Matrix</b>					
Authorized Capital	2,500	2,500	2,500	2,500	2,500
Paid-up Capital	2,072	2,072	2,072	2,072	2,072
Reserve Fund	2,232	2,090	2,009	1,938	1,744
Total Shareholders' Equity	4,207	4,243	4,159	4,073	3,658
Deposits	92,199	69,224	62,193	53,035	49,405
Loans and Advances	51,944	46,583	39,575	31,912	26,587
Investments	29,621	19,968	15,923	17,088	22,754
Fixed Assets	1,588	1,460	1,478	1,556	1,578
Total Assets	109,330	85,393	78,915	67,392	62,357
Total Off Balance Sheet Items	27,245	17,184	36,245	12,334	8,390
Interest Earning Assets	59,691	53,002	52,014	39,708	29,115
Non-interest Earning Assets	49,638	32,391	26,901	27,684	33,242
<b>Income Statement Matrix</b>					
Interest Income	3,119	3,439	3,231	2,253	2,145
Interest Expenses	3,140	2,825	2,339	1,818	2,062
Investment Income	1,776	1,416	1,303	1,469	1,561
Non-interest Income	746	511	388	449	436
Non-interest Expenses	1,758	1,661	1,651	1,540	1,525
Total Income	5,641	5,387	4,822	4,171	4,142
Total Expenditure	4,898	4,487	3,990	3,358	3,587
Operating Profit	743	900	832	813	555
Profit Before Tax	310	391	350	968	(75)
Net Profit After Tax	63	107	104	676	(697)
<b>Capital Measures</b>					
Risk Weighted Assets	46,642	45,970	39,434	33,679	26,700
Going concern capital (Tier-1)	2,728	2,643	2,697	2,066	1,632
Going concern capital (Tier-2)	1,941	1,965	1,279	1,382	985
Total Capital	4,669	4,608	3,976	3,448	2,617
Capital Surplus/(Deficit)	5	11	35	80	7
Tier-I Capital Ratio	5.85%	5.75%	6.84%	6.14%	6.14%
Tier-II Capital Ratio	4.16%	4.27%	3.25%	4.00%	3.69%
Capital to Risk Weighted Asset Ratio Basel-III	10.01%	10.02%	10.09%	10.24%	10.03%
<b>Credit Quality</b>					
Classified Loans	6,472	6,643	6,993	5,570	6,804
Provision for Unclassified Loans	1,148	1,146	322	394	502
Provision for Classified Loans	2,799	2,678	2,965	2,750	3,057
Provision for Contingent Liabilities	209	116	123	123	84
Percentage of NPLs to total Loans and Advances	12.46%	14.26%	17.67%	17.45%	25.59%

Five Years  
Performance

Crete Taka unless otherwise specified

Particulars	2020	2019	2018	2017	2016
<b>Foreign Exchange Business</b>					
Import	24,874	38,841	23,551	13,267	10,153
Export	10,637	10,873	8,280	7,058	7,396
Remittance (Inward)	21,014	14,863	12,680	10,605	12,022
<b>Operating Profit Ratios</b>					
Credit Deposit Ratio	56.34%	67.29%	63.63%	60.17%	53.81%
Cost of Deposit	3.72%	4.05%	3.89%	3.48%	4.35%
Cost of Borrowing	7.46%	6.12%	3.00%	0.91%	0.64%
Administrative Cost	2.77%	3.02%	3.33%	3.55%	4.07%
Yield on Loans and Advances	5.95%	7.18%	7.67%	8.38%	10.02%
Spread	3.03%	3.06%	3.60%	4.62%	4.49%
Return on Assets	0.06%	0.13%	0.13%	1.00%	-1.12%
Return on Equity	1.49%	2.53%	2.49%	16.59%	-19.06%
Current Ratio	1.07	1.02	1.03	1.10	1.08
<b>Performance Ratios</b>					
Profit per Employee (Million)	0.65	0.75	0.66	0.64	0.44
Operating profit as % of Working Fund	0.79%	1.26%	1.28%	1.43%	1.10%
Ratio of Fees Income	23.89%	13.79%	10.20%	14.43%	14.85%
Salary Exp. to total Overhead Exp.	65.77%	67.32%	67.41%	69.79%	66.05%
Cost to income/Efficiency Ratio	86.83%	83.29%	82.75%	80.51%	86.58%
<b>Shares Information Matrix</b>					
No. of Shares Outstanding (Million)	207.23	207.23	207.23	207.23	207.23
No. of Shareholders	7	7	9	9	9
Earnings per Share (Taka)	3.03	5.17	5.00	32.62	(33.63)
Net Asset Value per Share (Taka)	203	205	201	197	177
<b>Other Information</b>					
Number of Branches	960	956	953	943	935
Number of Islamic Windows	15	15	5	5	5
Number of Subsidiary Companies	6	6	6	6	6
Number of Employees	11,389	12,051	12,656	12,798	12,672
Number of Foreign Correspondents	348	326	335	335	318

Five years performance of Agrani Bank Limited

PARTICULARS	2021 (JUNE)	2020	2019	2018
Total Assets	412,064	408,717	353,800	307,291
Deposits	302,222	303,028	253,710	222,472
Loans & Advances	244,415	244,642	227,299	214,618
Import	108,945	141,289	158,115	165,203
Export	65,639	108,549	132,465	136,733
Remittance (Inward)	61,021	98,911	79,750	60,113
Operating Profit	4,824	6,071	9,322	8,060
ROE	7.32%	7.81%	8.16%	10.21%
ROA	0.49%	0.53%	0.59%	0.76%
EPS (BDT)	1.74	1.75	1.68	1.94
Yield on Advance	7.80	7.68%	10.19%	9.99%
Cost of Deposit	4.03%	4.95%	5.67%	5.65%
Cost of Fund	6.17%	7.23%	8.26%	8.25%
Cost of Operation	2.19%	2.27%	2.59%	2.60%
Spread	3.77%	2.73%	4.52%	4.34%
Net Interest Margin	3.04%	2.56%	3.96%	3.80%

The financial highlight of Bank Asia

## Five-year performance at a glance

Figures in BDT million unless specified

Particulars	2020	2019	2018	2017	2016
<b>Balance Sheet</b>					
Authorised Capital	15,000	15,000	15,000	15,000	15,000
Paid-up Capital	10,164	10,164	9,680	9,219	8,758
Reserve Fund & Surplus	18,654	15,252	14,750	15,650	11,895
Total Shareholders' Equity	28,818	25,416	24,430	24,869	20,653
Bond	11,600	9,200	8,800	7,250	3,000
Deposits	254,781	246,704	205,170	183,493	174,695
Borrowings	58,769	44,168	60,453	37,906	31,695
Loans and Advances	268,202	246,944	231,391	196,596	175,025
Credit to Deposit ratio (excluding OBU loans)	74.7%	79.1%	82.5%	84.9%	80.4%
Debt - Equity Ratio (times)	12.3	13.0	12.3	10.1	11.3
Investments	46,251	39,452	27,882	25,508	24,432
Fixed Assets	5,920	5,675	3,519	3,277	3,437
Earning Assets	325,011	290,209	273,006	220,875	199,508
Total Assets	382,926	354,689	324,780	275,531	254,776
Off-Balance Sheet Exposures	136,338	118,329	135,748	98,845	61,020
<b>Income Statement</b>					
Net Interest Income (excluding investment income)	8,363	10,832	9,201	7,495	6,477
Investment Income	3,438	2,086	1,842	2,791	4,746
Non-interest Income	4,936	5,367	4,859	4,630	3,173
Operating Income	16,737	18,285	15,902	14,916	14,396
Operating Expenses	9,697	9,998	9,223	8,047	6,859
Operating Profit (profit before provision and tax)	7,040	8,287	6,679	6,869	7,537
Provision for Loans, Investment and Other assets	644	2,556	2,324	1,718	2,071
Profit Before Tax	6,395	5,731	4,355	5,152	5,466
Profit After Tax	4,012	2,472	2,018	3,628	3,956
<b>BIS Capital Measures*</b>					
Risk Weighted Assets (RWA)	269,322	244,925	259,413	202,210	177,812
Tier I Capital	29,017	23,664	21,507	20,522	18,591
Tier II Capital	12,800	13,471	13,304	9,232	4,831
Total/Regulatory Capital (Tier-I and II)	41,817	37,136	34,811	29,755	23,422
Tier I Capital Ratio	10.8%	9.7%	8.3%	10.1%	10.5%
Tier II Capital Ratio	4.8%	5.5%	5.1%	4.6%	2.7%
Total Capital Adequacy Ratio	15.5%	15.2%	13.4%	14.7%	13.2%
RWA to Total Assets	70.3%	69.1%	79.9%	73.4%	69.8%
<b>Credit Quality</b>					
Non Performing/classified Loans (NPLs)	10,850	14,244	12,326	10,678	10,582
Percentage of NPL over Total Loans and Advances	4.0%	5.8%	5.3%	5.4%	6.0%
Provision for Unclassified Loans	5,159	4,240	3,486	2,310	2,091
Provision for Classified Loans	3,933	5,830	4,488	3,737	4,212

Particulars	2020	2019	2018	2017	2016
<b>Foreign Exchange Business</b>					
Export	119,987	130,241	117,520	98,593	86,657
Import	180,817	197,590	172,937	164,588	100,749
Remittance	34,291	37,286	28,631	30,464	17,615
<b>Efficiency/Productivity Ratio</b>					
Return on Average Equity (ROE)	14.8%	9.9%	8.2%	15.9%	19.0%
Return on Average Assets (ROA)	11%	0.7%	0.7%	1.4%	1.7%
Cost to Income Ratio	57.9%	54.7%	58.0%	53.9%	47.6%
Yield on Advance based on average EOD balance	8.4%	10.3%	9.7%	8.7%	9.6%
Cost of Deposit based on average EOD balance	4.6%	5.4%	5.6%	4.4%	5.2%
Net Interest Margin Ratio	3.7%	5.0%	4.1%	4.3%	4.4%
Statutory Liquidity Ratio (SLR)-at the close of the year	17.2%	17.5%	14.6%	15.8%	16.4%
Cash Reserve Ratio (CRR)-at the close of the year	4.9%	6.7%	6.9%	7.4%	7.7%
Current Ratio (Times)	0.9	0.8	0.9	1.1	1.1
Operating Profit per Employee	16	1.8	1.7	2.1	2.5
Operating Profit per Branch	53.3	62.8	51.0	52.8	62.8
<b>Share Information</b>					
No of Shares Outstanding (in million)	1,016.4	1,016.4	968.0	921.9	875.8
Operating Profit per Share (BDT)	6.9	8.2	6.9	7.5	8.6
Earnings Per Share (BDT)	3.9	2.4	2.1	4.1	4.5
Market price per share (BDT) as on close of the year (DSE)	24.8	21.1	30.2	53.2	27.2
Price Earnings Ratio (Times)	6.3	8.7	14.5	13.0	6.0
Net Assets Value Per Share (BDT)	28.4	25.0	25.2	27.0	23.6
Dividend Cover Ratio (EPS/DPS)	175.4%	162.1%	189.5%	170.4%	188.2%
Total Dividend**	22.5%	15.0%	11.0%	24.0%	24.0%
Cash Dividend	17.5%	15.0%	6.0%	19.0%	24%
Stock Dividend	5.0%	-	5.0%	5.0%	-
<b>Distribution Network</b>					
Number of Branches	121	121	119	118	108
Number of SME Center & Agri Branches	11	11	12	12	12
Number of SME-S Units	116	103	20	-	-
Number of Agent Outlets	1,411	331	154	20	-
Number of Priority Centers	7	7	7	7	7
Number of ATMs	311	343	338	339	309
Number of Employees	4,356	4,493	3,858	3,230	2,986
Number of Foreign Correspondents	469	466	491	482	479
No. of CDMs	64	63	30	30	30

\* BIS: Bank for International Settlements

\*\* The Board of Directors in its 584th meeting decided to recommend distribution of 17.50% (Seventeen point five percent) cash dividend and 5.00% ( five percent) stock dividend subject to shareholders' approval.

## Financial performance of City Bank Limited



ROA			
Bank Name	2018	2019	2020
Agrani Bank	0.13%	0.13%	0.06%
Bank Asia	0.76%	0.59%	0.53%
City Bank Limited	1.10%	0.70%	0.70%

ROE			
Bank Name	2018	2019	2020
Agrani Bank	2.49%	2.53%	1.49%
Bank Asia	10.21%	8.16%	7.81%
City Bank Limited	8.20%	9.90%	14.80%

EPS (TK)			
Bank Name	2018	2019	2020
Agrani Bank	5.00	5.17	3.03
Bank Asia	1.94	1.68	1.75
City Bank Limited	2.10	2.40	3.90

Efficiency Ratio			
Bank Name	2018	2019	2020
Agrani Bank	82.75%	83.29%	86.83%
Bank Asia	42.93%	42%	54%
City Bank Limited	58.00%	54.70%	57.90%

Net profit margin			
Bank Name	2018	2019	2020
Agrani Bank	12.5	11.889	8.479
Bank Asia	8.98%	8.35%	6.42%
City Bank Limited	5.00%	4.70%	7.90%

Net profit margin			
Bank Name	2018	2019	2020
Agrani Bank	1.71	1.20	-0.35
Bank Asia	3.80	3.96	2.56
City Bank Limited	4.1	5.0	3.7

Comparison of Agrani Bank with Bank Asia and City Bank

## Hierarchy Of Agrani Bank



# Agrani Bank retains 1st position in earning remittance: AGM

In 2020, the bank earned foreign remittances worth Tk21,014 crore, up by Tk6,151 crore or 41% compared to the previous year



**Agrani Bank Limited retained its first position in earning foreign remittance among the state-owned commercial banks and the second-highest among all banks in Bangladesh in 2020.**

In 2020, the bank earned foreign remittances worth Tk21,014 crore, up by Tk6,151 crore or